



HYDRAULIC COMPONENTS



Wärmetauscher SSPV
Heat Exchangers SSPV

SSPV Serie / Luft-Öl Version

SSPV Series / Air-Oil Version

Radiating mass data

Material	Aluminium
Nominal pressure	25 bar
Test pressure	35 bar
Max temperature	120 °C

Fluid compatibility

Mineral oils, hl, hlp, water-oil emulsion.

Installation

We recommend to install a by-pass valve in parallel to the heat exchanger, for its protection during the starting up.
Make sure there is no obstacle to the air flow.

Maintenance

Oil side cleaning

Flushing with a detergent or a degreasing product compatible with aluminium, eliminates the dirt.
To remove the residuals, use compressed air.

Air side cleaning

It can be done by using compressed air or water and paying attention to the jet direction for not spoiling the vanes. If oil or grease has to be removed, clean with a jet of steam or hot water. Make sure that the electric motor is disconnected and properly protected.

Materials

Fan	Steel or hard plastic
Fan case	Steel
Fan protection	Steel or hard plastic

SSPV Serie / Daten zur Wärmetauserauswahl

SSPV Series / Data relating to heat exchanger selection

EXAMPLE

Proceed with sizing the exchanger, with a knowledge of the data as the example below shows:

Power to dissipate $P_{req} = 25$ [kW]
 Oil flow $V_{oil} = 105$ [lpm]
 Oil input temperature $T_{oil} = 65$ [°C]
 Ambient temperature $T_{amb} = 35$ [°C]
 Fan operating with an electric motor 230/400V-50Hz.

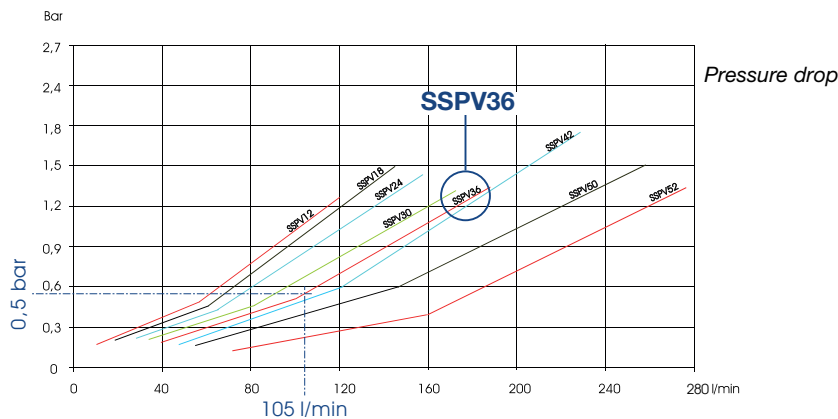
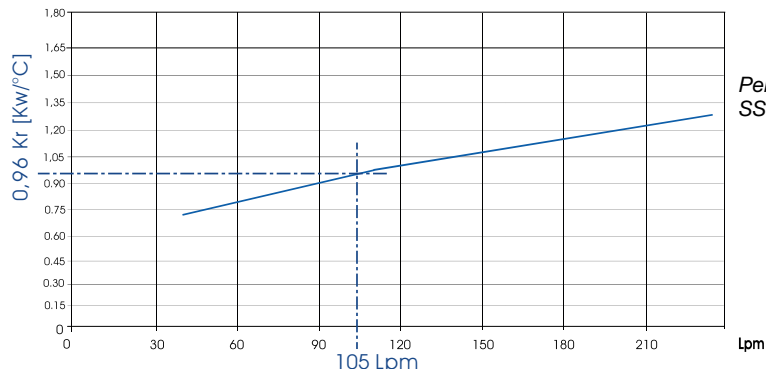
You can then calculate the specific heat exchange power KW/°C if you know the power to dissipate and the ΔT (the difference between the oil input temperature and the ambient temperature).

$$Kr = \frac{25 \text{ Kw}}{65^\circ - 35^\circ} = 0,833 \text{ kW/}^\circ\text{C}$$

Note the oil flow (105 lpm) and specific exchange power (0,833 kW/°C), product research is made by referring to the graph in the catalogue which is relevant to each model.

Oil temperature difference

$$\Delta T_{oil} [^\circ\text{C}] = 33 \times P_{se} \text{ [kW]} / V_{oil} \text{ [Lpm]}$$



Results:

Selected cooler : SSPV36.03
 Heat rejecting : $0,96 \times 30 = 28,8$ [kW]
 Pressure drop : 0,55 [bar]
 Oil temperature difference :
 $\Delta T_{oil} [^\circ\text{C}] = 33 \times 28,8 \text{ [kW]} / 105 \text{ [Lpm]} = 9,05 [^\circ\text{C}]$

SSPV Serie / Typenbezeichnung

SSPV Series / Model type

SSPV30 14 02 A 0 0

Type
SSPV12
SSPV18
SSPV24
SSPV30
SSPV36
SSPV42
SSPV50
SSPV52
SSPV212 (2pass)
SSPV218 (2pass)
SSPV224 (2pass)
SSPV230 (2pass)
SSPV236 (2pass)
SSPV242 (2pass)
SSPV250 (2pass)
SSPV252 (2pass)

Bimetallic fixed temperature switches	
00	No switch

To choose switch see page 66

By-pass tarature	
0	Without By-pass
3	3 bar
6	6 bar
8	8 bar

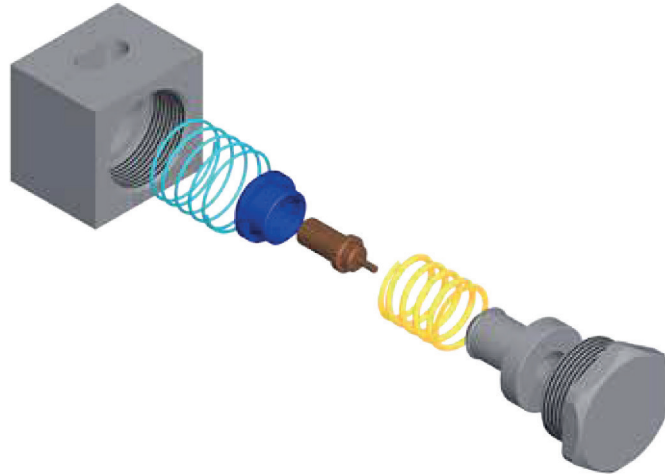
Fans	
A	Suction
S	Blower

Fan Motor	
01	230V 50/60 Hz single phase
03	400V 50/60 Hz thres phase
14	230/400V 50/60 Hz three phase B14
12	12V CC
24	24V WW
G2	Arranged for hydraulic motor GR.2
G3	Arranged for hydraulic motor GR.3

Thermostatic valve	
0	Without valve
4	Temperature 40 °C

Kühler mit eingebautem thermostatischem Bypassventil

Cooler with thermostatic by-pass valve incorporated



INCORPORATION OF THE VALVE THERMOSTATIC BY-PASS IN THE COOLER

Continuous research and technical development lead to the **SSPV heat exchanger** series which consider the needs of the market.

Customers expressed many times dissatisfaction with the process of assembling heat exchangers.

The main complaint was about the obligation of adding an external bypass valve which was able to outflow any high pressure, mainly caused by the variation of oil viscosity and/or multiplication of the flow.

The **SSPV series** can simplify this process of assembly and making it cheaper:

1 In fact, the SSPV series integrates the by-pass valve and thermostatic valve together in the same heat exchanger. So, it controls any peaks of pressure.

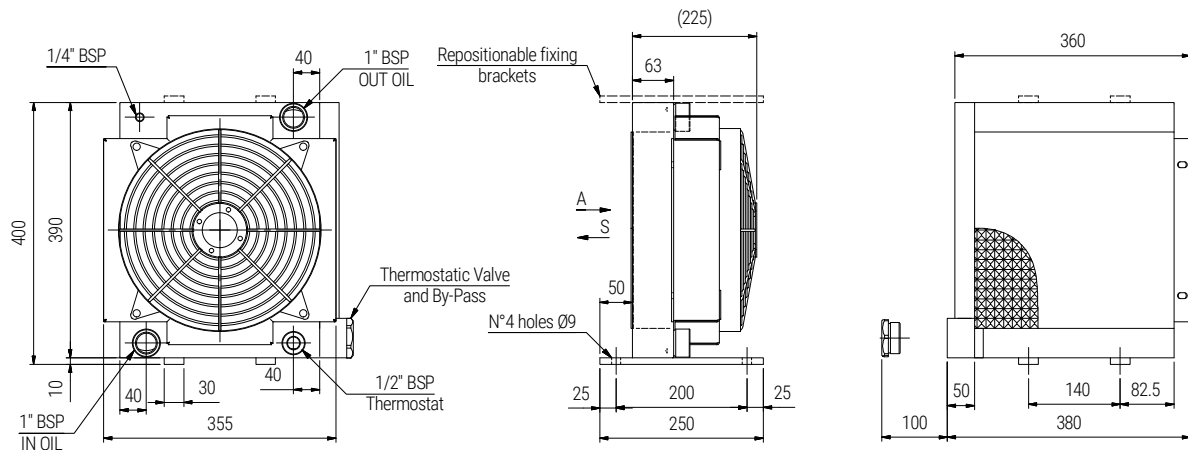
2 The presence of the thermostatic valve is strategic in case of freezing temperatures of the oil as it by-passes the oil outside the core until the oil temperature reaches 40°C.

This new series is original because it eliminates many problems such as the loss of load when the oil viscosity is higher. It also allows to increase the temperature inside the pipes, granting the best control on the oil temperature inside them.


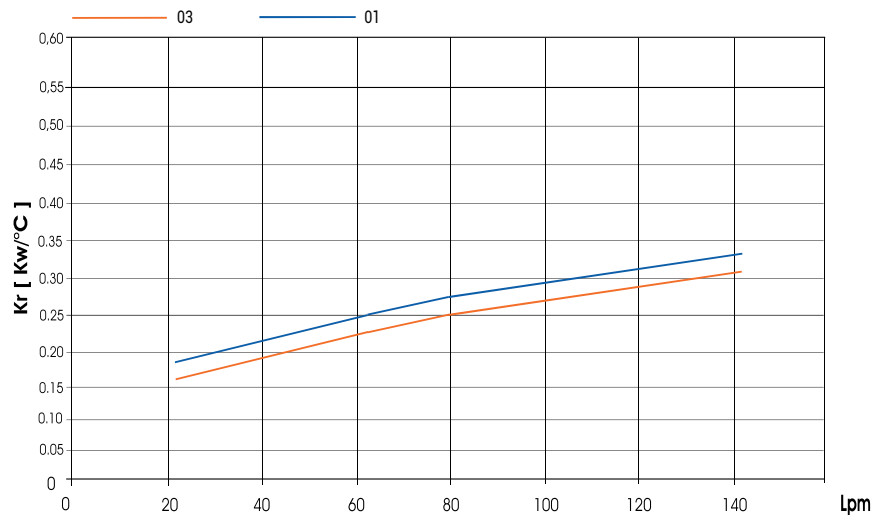
SSPV12.01 - SSPV12.03 / Technische Daten

SSPV12.01 - SSPV12.03 / Technical features

Tipologia Type	Frequenza Frequency Hz	Tensione Voltage V	N° Giri/min RPM	Potenza Power kW	Diam. Valvola Ø FAN (mm)	dB (A)	Q air (m³/h)	Cap. (lt)	Peso Weight (kg)	IP
01	50/60	230	2300/2250	0,145/0,175	300	64	2010	1,8	16	44
03	50/60	400	1380/1550	0,075/0,095	300	62	1870	1,8	16	44



PERFORMANCE DIAGRAM

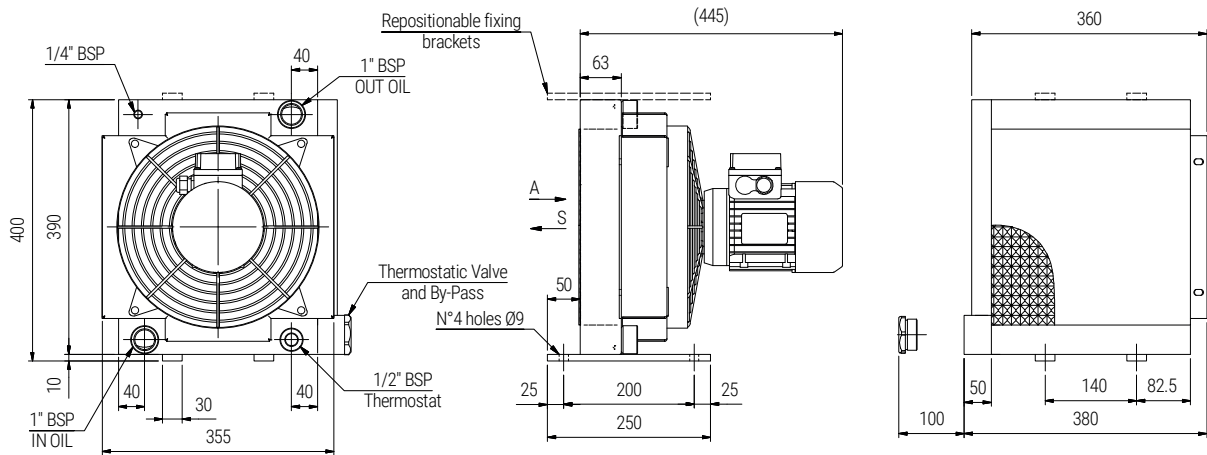


Over-all dimensions and technical characteristics are not binding


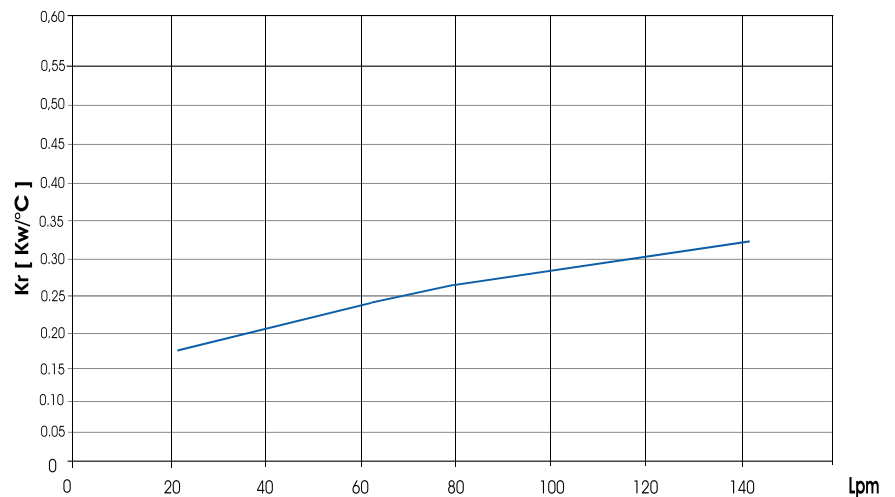
SSPV12.14 / Technische Daten

SSPV12.14 / Technical features

Tipologia Type	Frequenza Frequency Hz	Tensione Voltage V	N° Giri/min RPM	Potenza Power kW	Diam. Valvola Ø FAN (mm)	dB (A)	Q air (m³/h)	Cap. (lt)	Peso Weight (kg)	IP
14	50	230/400	1390	0,25	315	71	2200	1,8	18	55
14	60	276/480	1685	0,30	315	72	2300	1,8	18	55



PERFORMANCE DIAGRAM

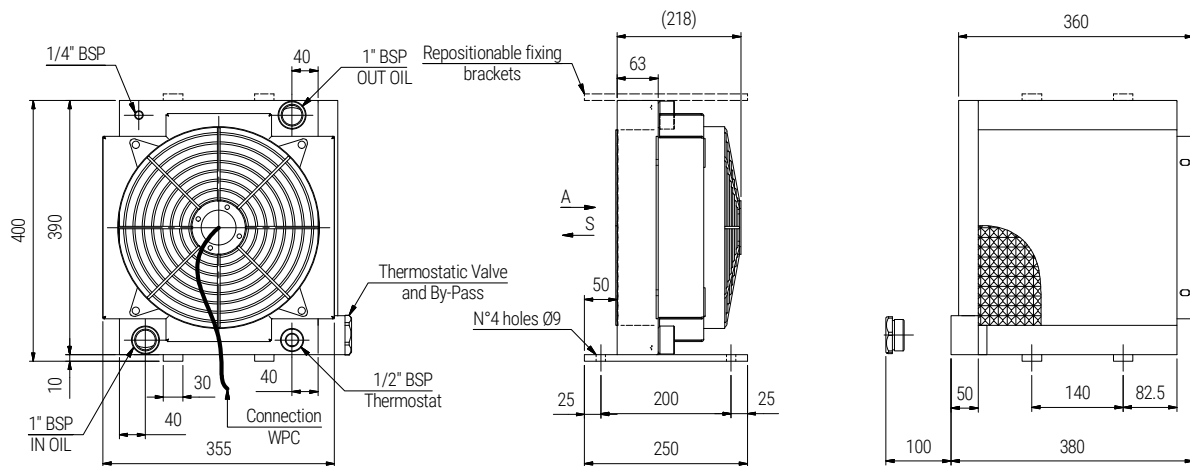


Over-all dimensions and technical characteristics are not binding


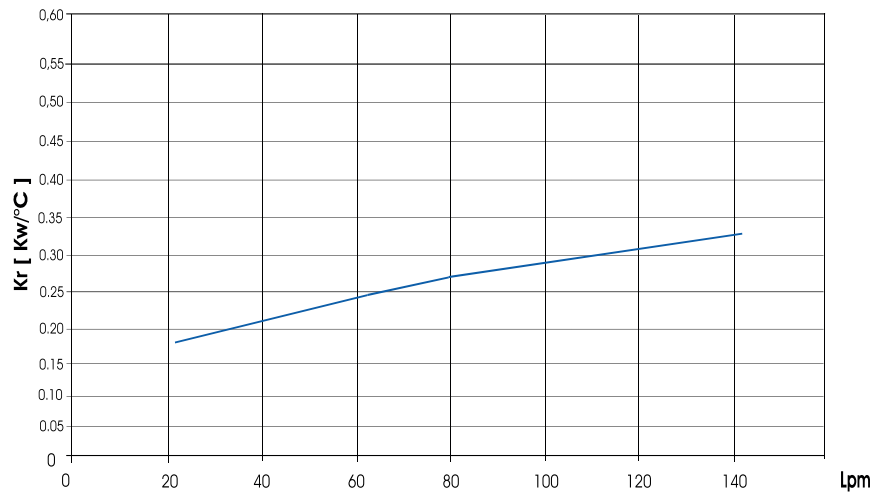
SSPV12.12 - SSPV12.24 / Technische Daten

SSPV12.12 - SSPV12.24 / Technical features

Tipologia Type	Frequenza Frequency Hz	Tensione Voltage V	N° Giri/min RPM	Potenza Power kW	Diam. Valvola Ø FAN (mm)	dB (A)	Q air (m³/h)	Cap. (lt)	Peso Weight (kg)	IP
12	DC	12	3090	0,218	305	68	2600	1,8	15	55
24	DC	24	3090	0,218	305	68	2350	1,8	15	55



PERFORMANCE DIAGRAM

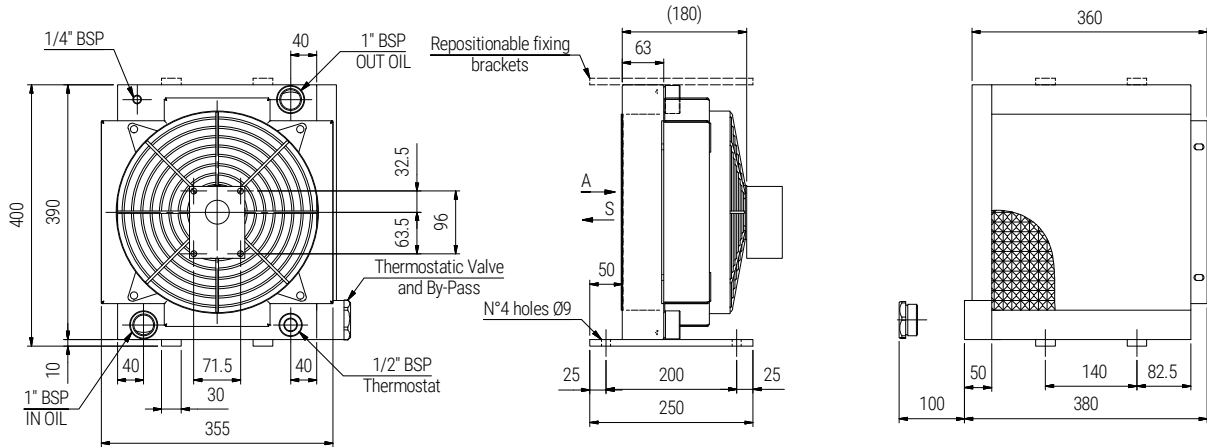


Over-all dimensions and technical characteristics are not binding


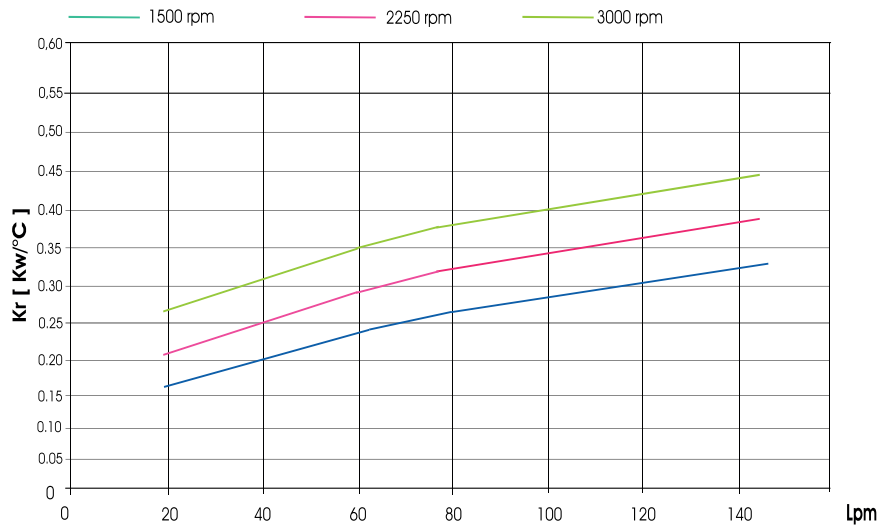
SSPV12.G2 / Technische Daten

SSPV12.G2 / Technical features

Tipologia Type	Frequenza Frequency Hz	Tensione Voltage V	N° Giri/min RPM	Potenza Power kW	Diam. Valvola Ø FAN (mm)	dB (A)	Q air (m³/h)	Cap. (lt)	Peso Weight (kg)	IP
G2	-	-	800/3000	-	300	-	-	1,8	14	-



PERFORMANCE DIAGRAM

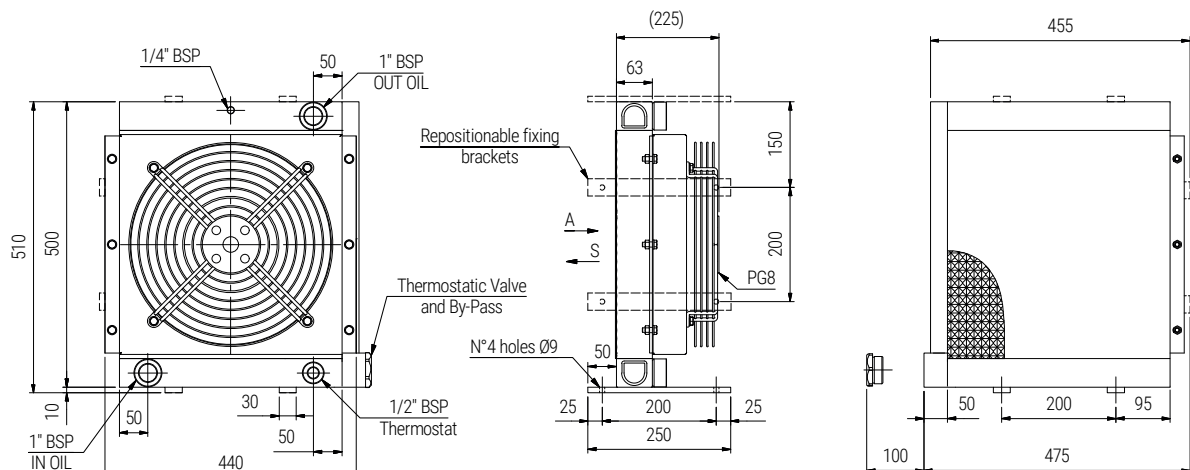


Over-all dimensions and technical characteristics are not binding


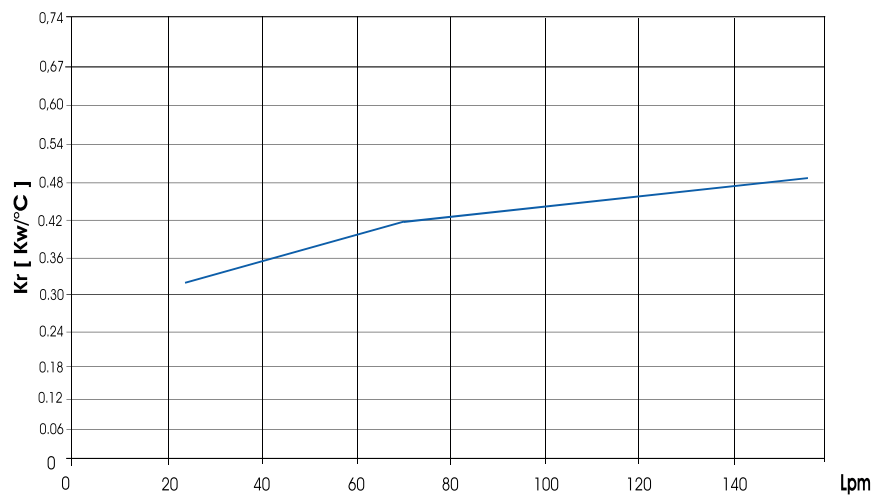
SSPV18.01 - SSPV18.03 / Technische Daten

SSPV18.01 - SSPV18.03 / Technical features

Tipologia Type	Frequenza Frequency Hz	Tensione Voltage V	N° Giri/min RPM	Potenza Power kW	Diam. Valvola Ø FAN (mm)	dB (A)	Q air (m³/h)	Cap. (lt)	Peso Weight (kg)	IP
01	50/60	230	1380/1550	0,180/0,250	400	68	4000	2,8	19	44
03	50/60	400	1380/1520	0,180/0,250	400	68	4300	2,8	19	44



PERFORMANCE DIAGRAM

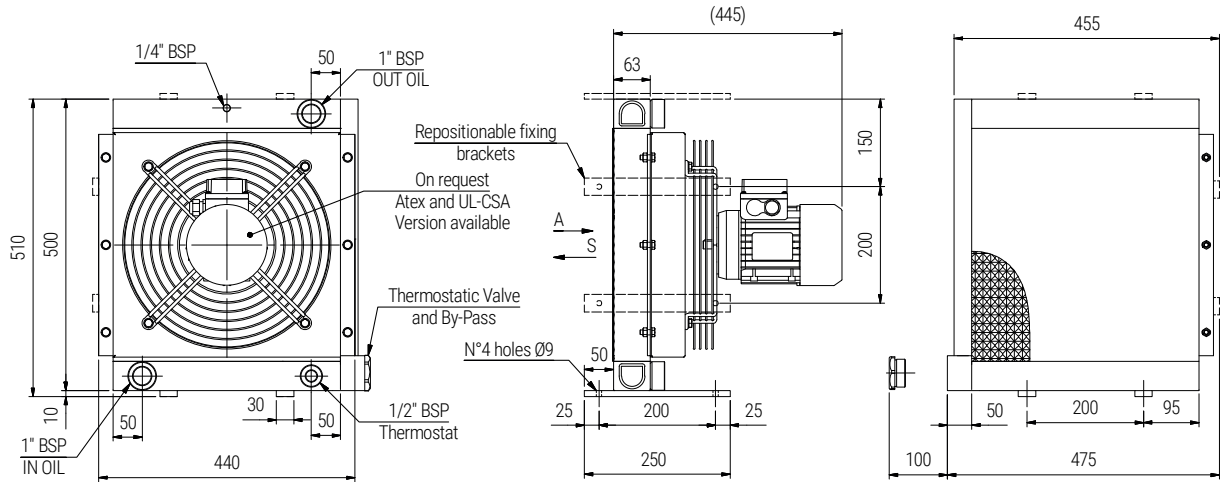


Over-all dimensions and technical characteristics are not binding


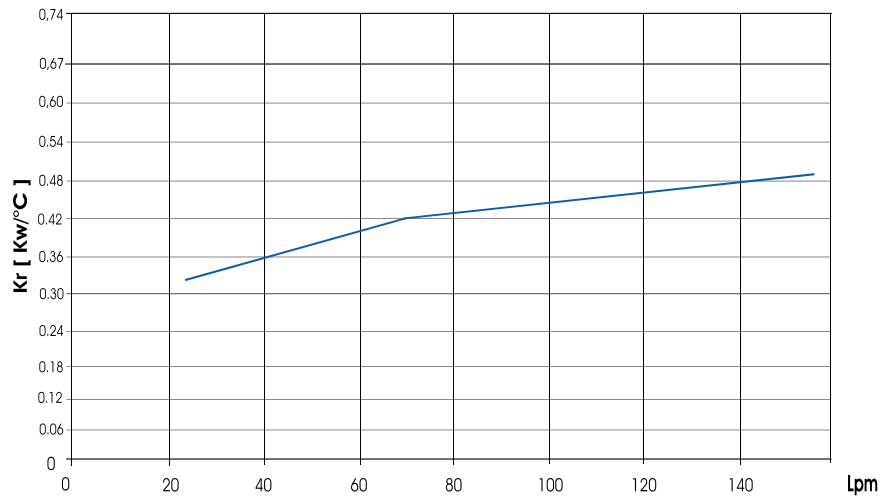
SSPV18.14 / Technische Daten

SSPV18.14 / Technical features

Tipologia Type	Frequenza Frequency Hz	Tensione Voltage V	N° Giri/min RPM	Potenza Power kW	Diam. Valvola Ø FAN (mm)	dB (A)	Q air (m³/h)	Cap. (lt)	Peso Weight (kg)	IP
14	50	230/400	1390	0,550	400	70	4000	2,8	21	55
14	60	276/480	1685	0,660	400	71	4230	2,8	21	55



PERFORMANCE DIAGRAM

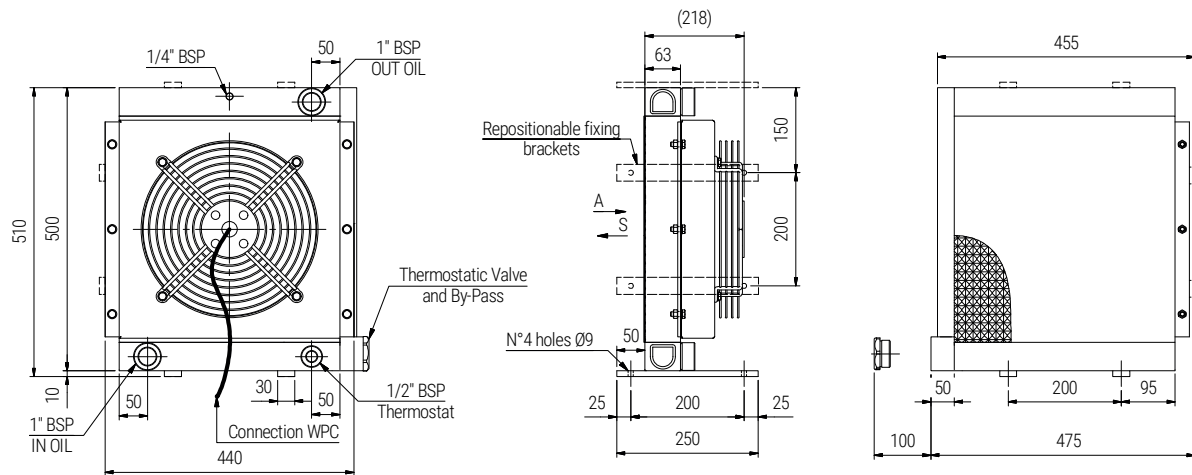


Over-all dimensions and technical characteristics are not binding


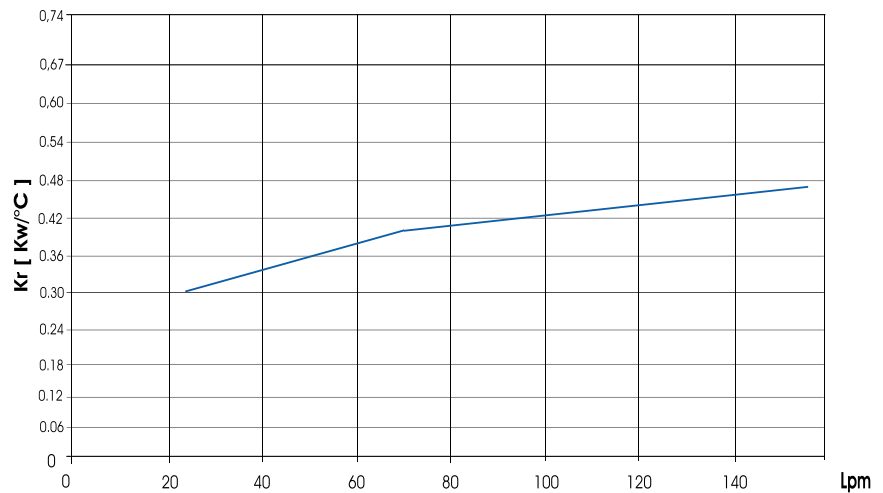
SSPV18.12 - SSPV18.24 / Technische Daten

SSPV18.12 - SSPV18.24 / Technical features

Tipologia Type	Frequenza Frequency Hz	Tensione Voltage V	N° Giri/min RPM	Potenza Power kW	Diam. Valvola Ø FAN (mm)	dB (A)	Q air (m³/h)	Cap. (lt)	Peso Weight (kg)	IP
12	DC	12	2248	0,151	385	77	2950	3,1	18	68
24	DC	24	2248	0,151	385	77	3100	3,1	18	68



PERFORMANCE DIAGRAM

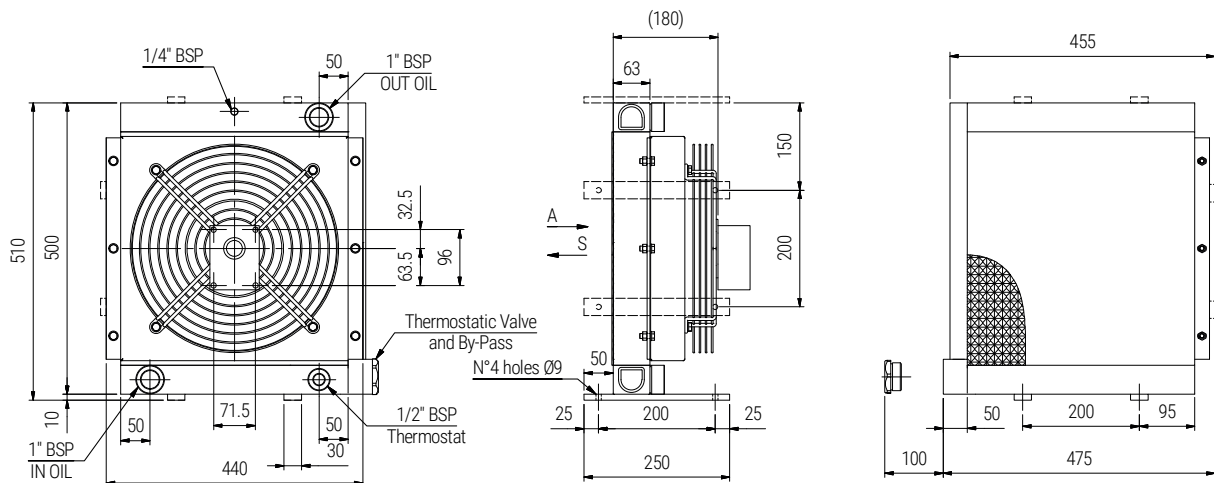


Over-all dimensions and technical characteristics are not binding


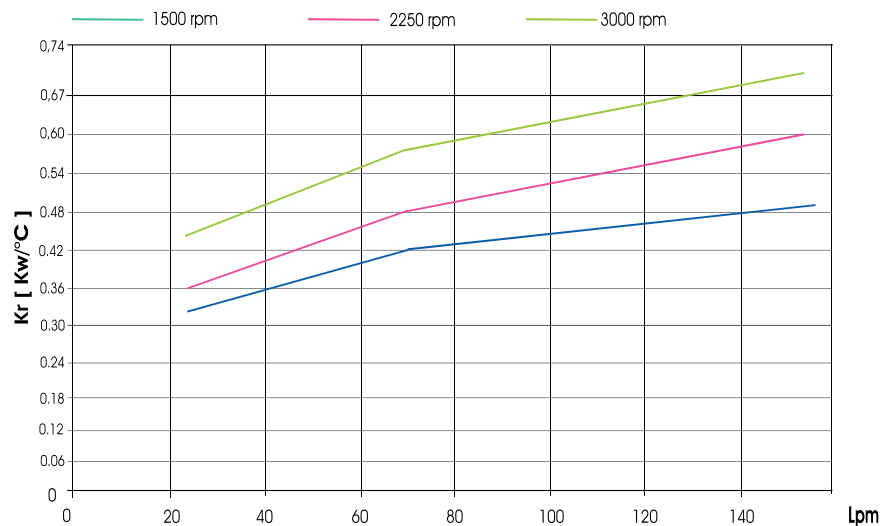
SSPV18.G2 / Technische Daten

SSPV18.G2 / Technical features

Tipologia Type	Frequenza Frequency Hz	Tensione Voltage V	N° Giri/min RPM	Potenza Power kW	Diam. Valvola Ø FAN (mm)	dB (A)	Q air (m³/h)	Cap. (lt)	Peso Weight (kg)	IP
G2	-	-	800/3000	-	400	-	-	2,8	20	-



PERFORMANCE DIAGRAM

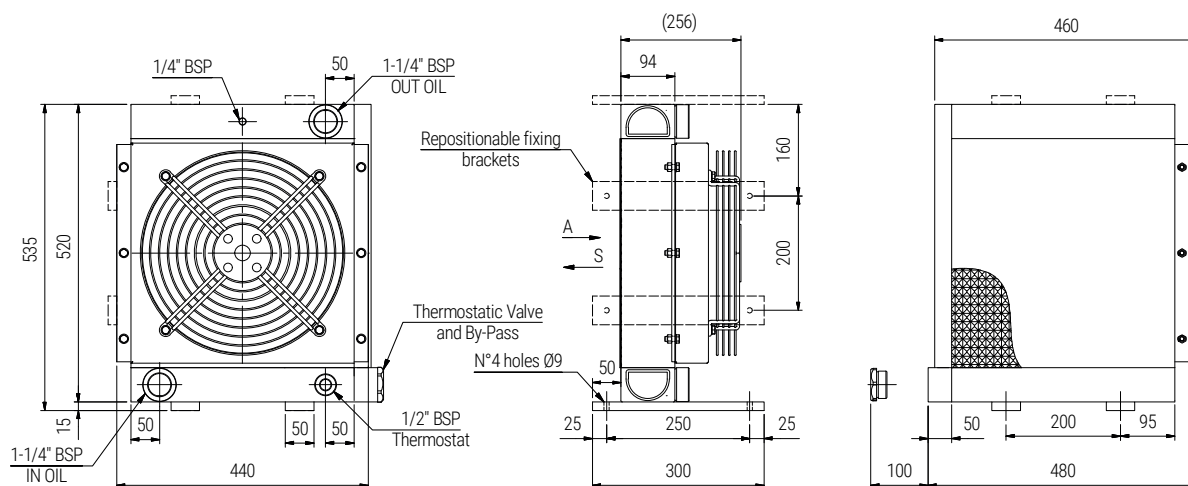


Over-all dimensions and technical characteristics are not binding


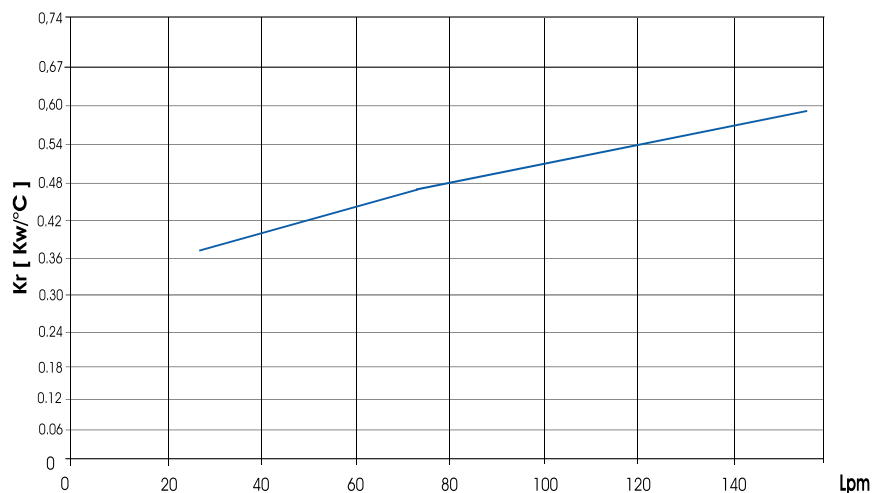
SSPV24.01 - SSPV24.03 / Technische Daten

SSPV24.01 - SSPV24.03 / Technical features

Tipologia Type	Frequenza Frequency Hz	Tensione Voltage V	N° Giri/min RPM	Potenza Power kW	Diam. Valvola Ø FAN (mm)	dB (A)	Q air (m³/h)	Cap. (lt)	Peso Weight (kg)	IP
01	50/60	230	1380/1550	0,180/0,250	400	68	3900	3,1	22	44
03	50/60	400	1380/1520	0,180/0,250	400	68	4100	3,1	22	44



PERFORMANCE DIAGRAM

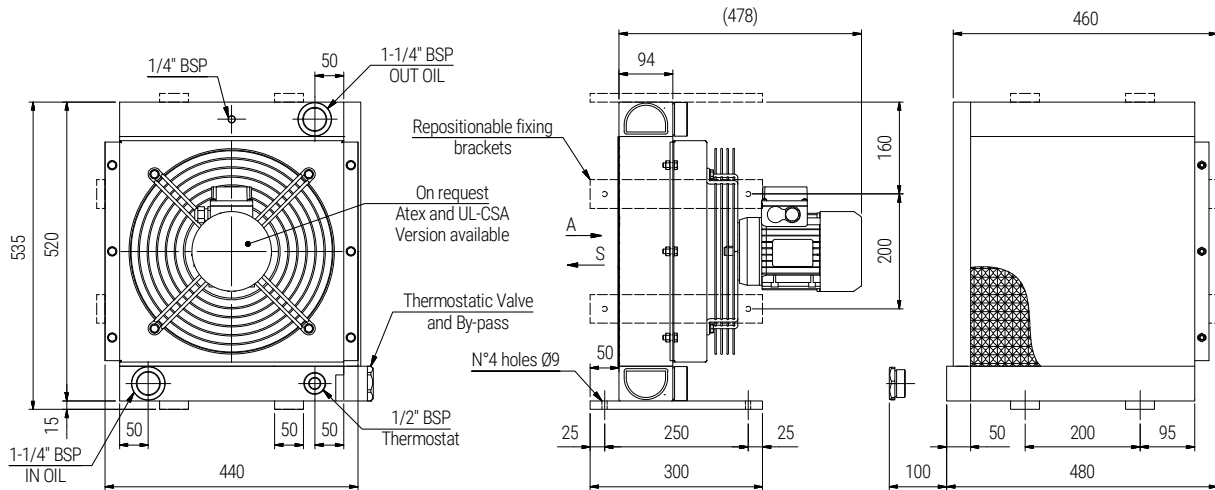


Over-all dimensions and technical characteristics are not binding


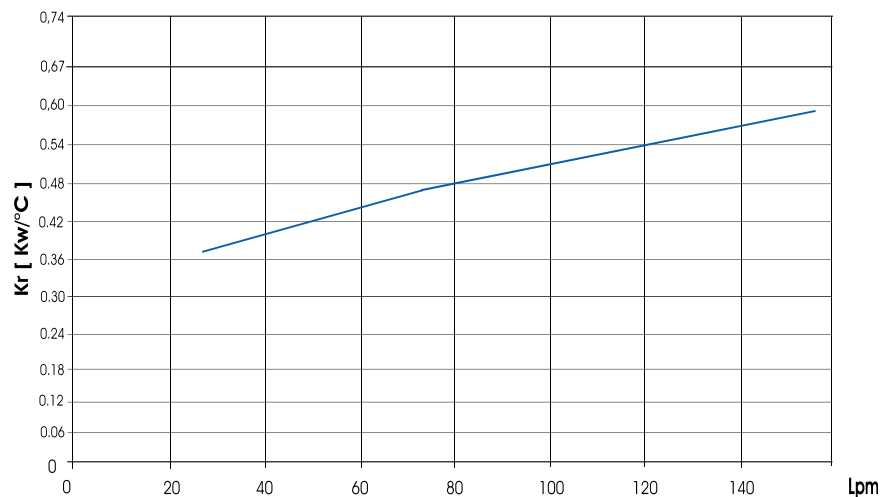
SSPV24.14 / Technische Daten

SSPV24.14 / Technical features

Tipologia Type	Frequenza Frequency Hz	Tensione Voltage V	N° Giri/min RPM	Potenza Power kW	Diam. Valvola Ø FAN (mm)	dB (A)	Q air (m³/h)	Cap. (lt)	Peso Weight (kg)	IP
14	50	230/400	1390	0,550	400	70	3850	3,1	27	55
14	60	276/480	1685	0,660	400	71	4030	3,1	27	55



PERFORMANCE DIAGRAM

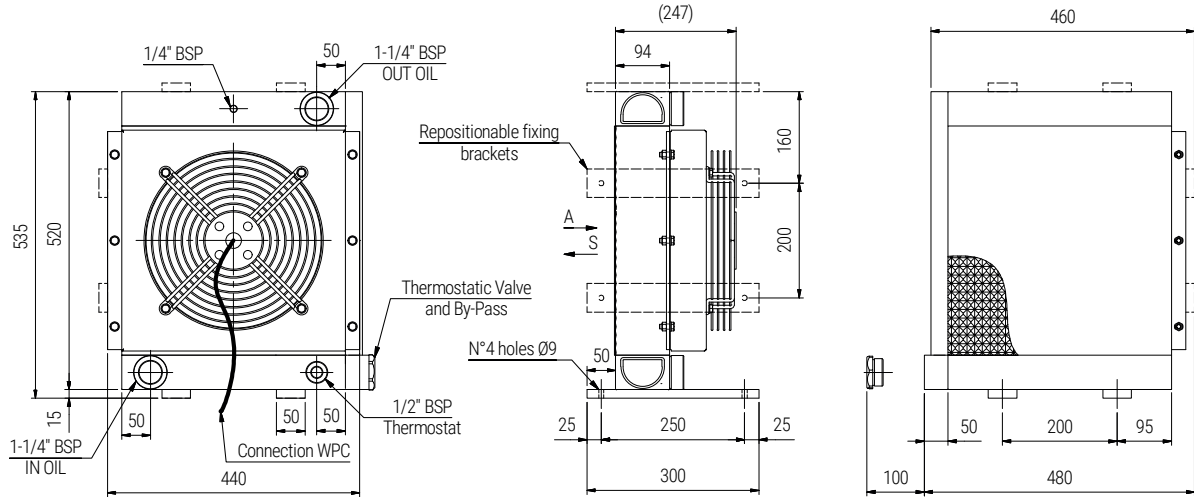


Over-all dimensions and technical characteristics are not binding


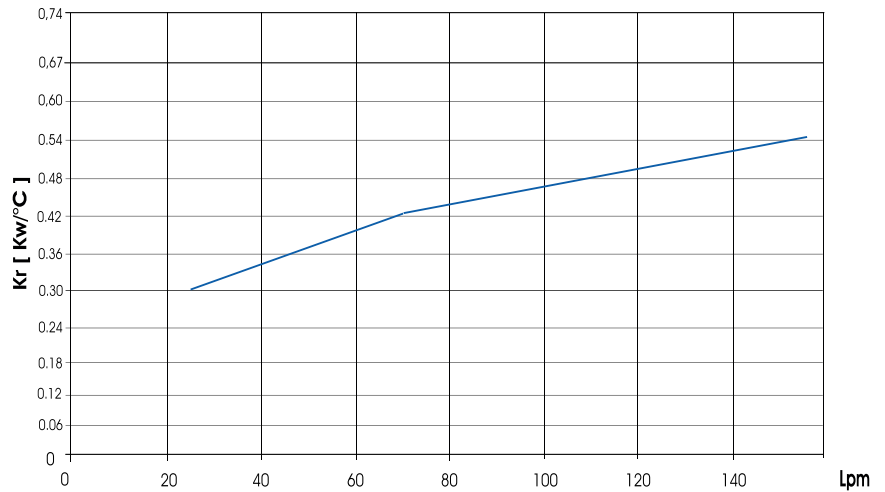
SSPV24.12 - SSPV24.24 / Technische Daten

SSPV24.12 - SSPV24.24 / Technical features

Tipologia Type	Frequenza Frequency Hz	Tensione Voltage V	N° Giri/min RPM	Potenza Power kW	Diam. Valvola Ø FAN (mm)	dB (A)	Q air (m³/h)	Cap. (lt)	Peso Weight (kg)	IP
12	DC	12	2248	0,151	385	77	2850	2,8	21	68
24	DC	24	2248	0,151	385	77	3000	2,8	21	68



PERFORMANCE DIAGRAM

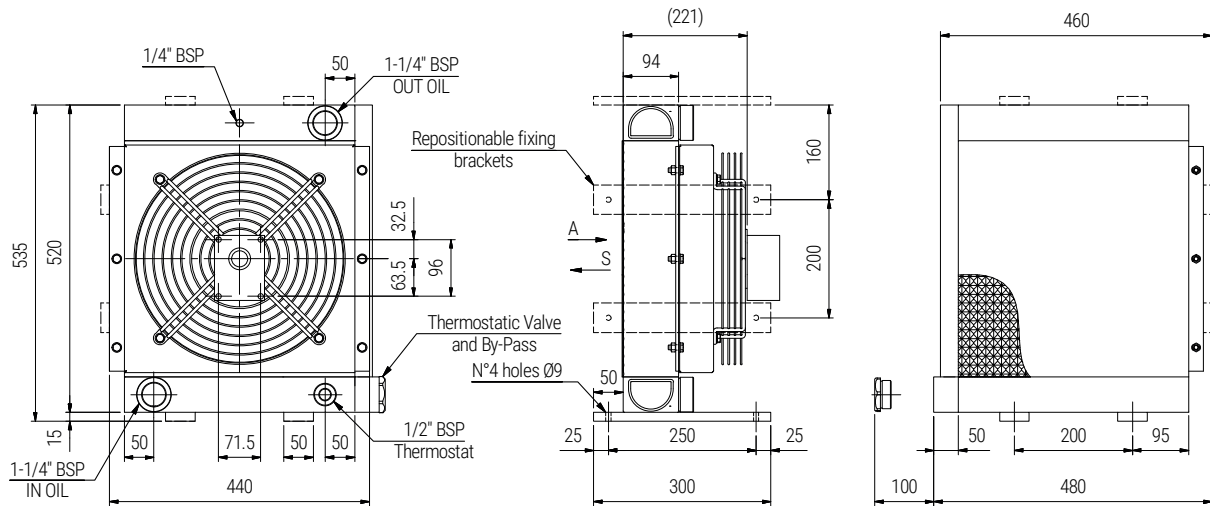


Over-all dimensions and technical characteristics are not binding


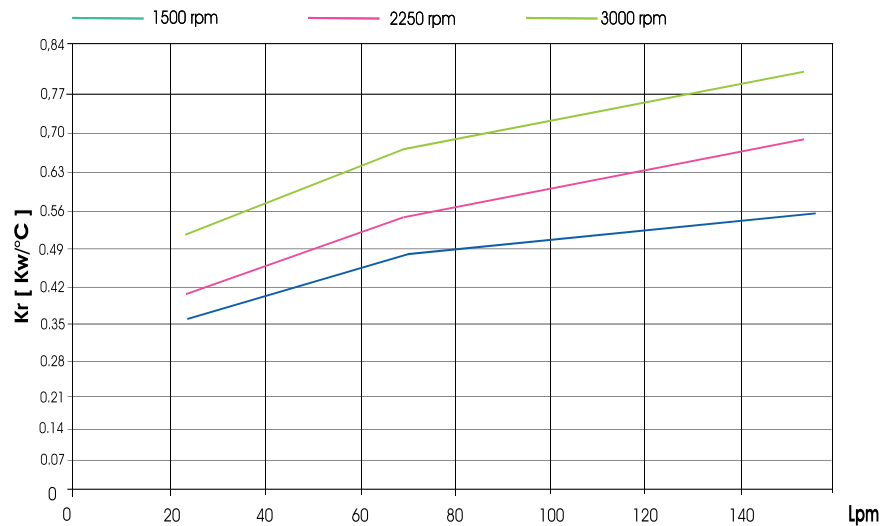
SSPV24.G2 / Technische Daten

SSPV24.G2 / Technical features

Tipologia Type	Frequenza Frequency Hz	Tensione Voltage V	N° Giri/min RPM	Potenza Power kW	Diam. Valvola Ø FAN (mm)	dB (A)	Q air (m³/h)	Cap. (lt)	Peso Weight (kg)	IP
G2	-	-	800/3000	-	400	-	-	3,1	23	-



PERFORMANCE DIAGRAM

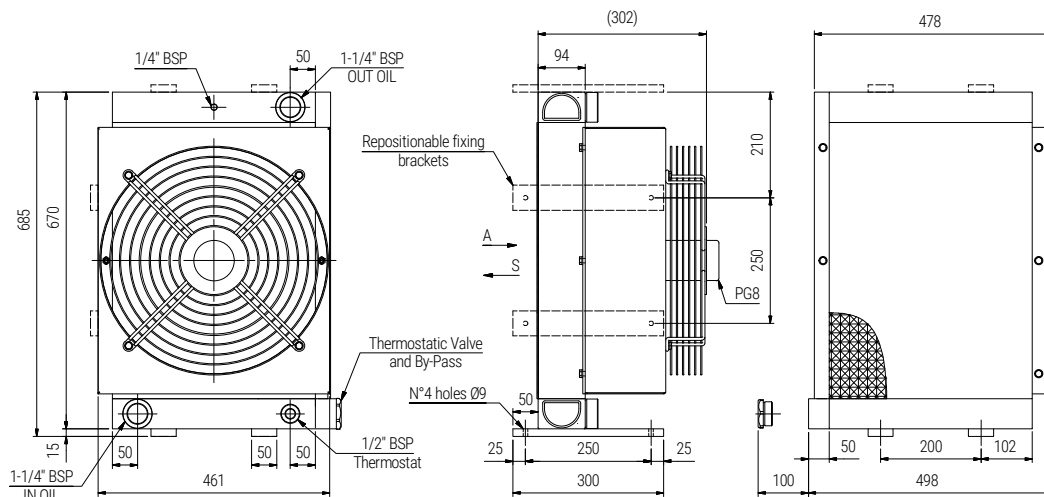


Over-all dimensions and technical characteristics are not binding


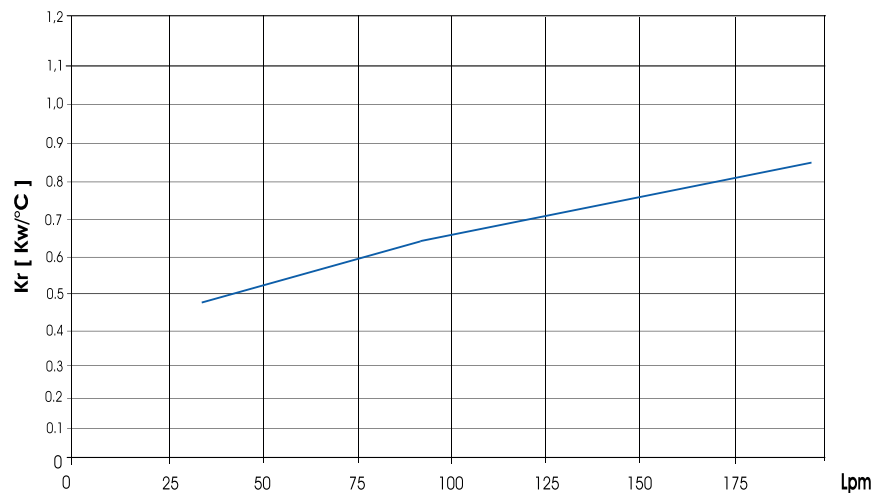
SSPV30.01 - SSPV30.03 / Technische Daten

SSPV30.01 - SSPV30.03 / Technical features

Tipologia Type	Frequenza Frequency Hz	Tensione Voltage V	N° Giri/min RPM	Potenza Power kW	Diam. Valvola Ø FAN (mm)	dB (A)	Q air (m³/h)	Cap. (lt)	Peso Weight (kg)	IP
01	50/60	230	1600/1750	0,660/0,800	450	73	6200	6,7	32	44
03	50/60	400	1600/1750	0,660/0,800	450	73	6200	6,7	32	44



PERFORMANCE DIAGRAM

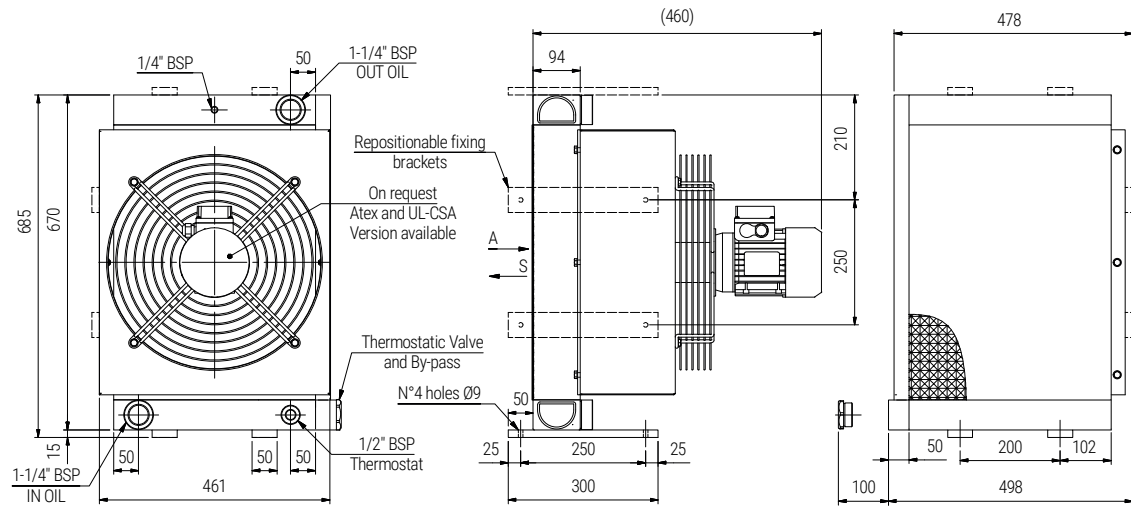


Over-all dimensions and technical characteristics are not binding


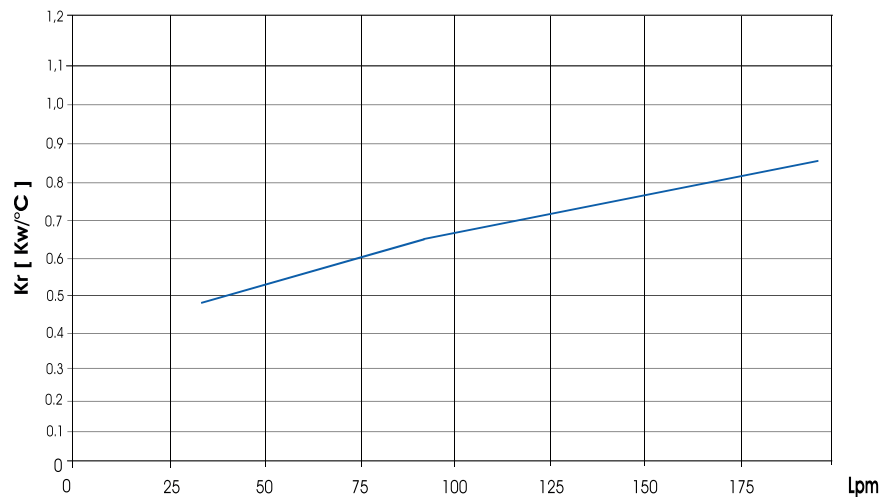
SSPV30.14 / Technische Daten

SSPV30.14 / Technical features

Tipologia Type	Frequenza Frequency Hz	Tensione Voltage V	N° Giri/min RPM	Potenza Power kW	Diam. Valvola Ø FAN (mm)	dB (A)	Q air (m³/h)	Cap. (lt)	Peso Weight (kg)	IP
14	50	230/400	1390	0,750	450	73	6830	6,7	36	55
14	60	276/480	1685	0,900	450	74	6980	6,7	36	55



PERFORMANCE DIAGRAM

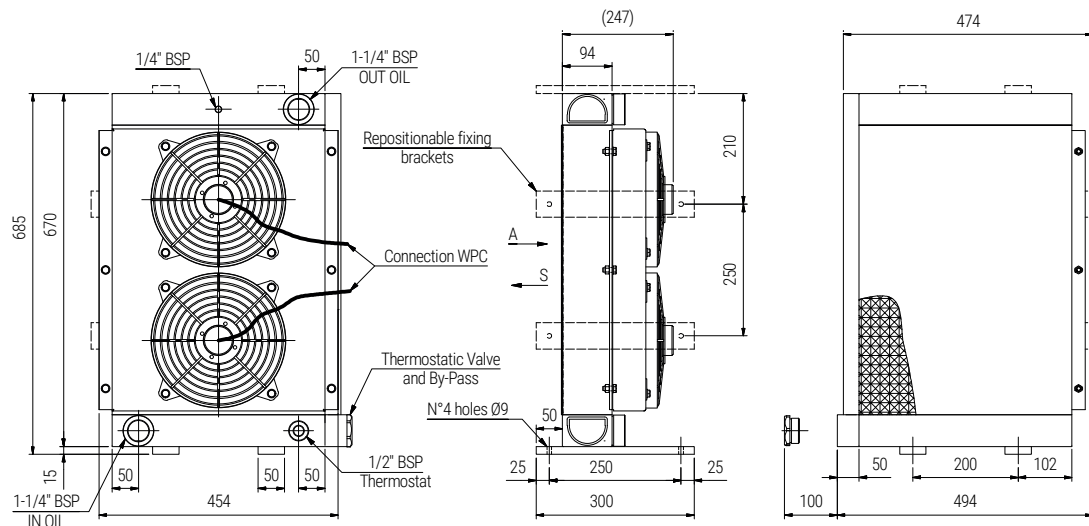


Over-all dimensions and technical characteristics are not binding


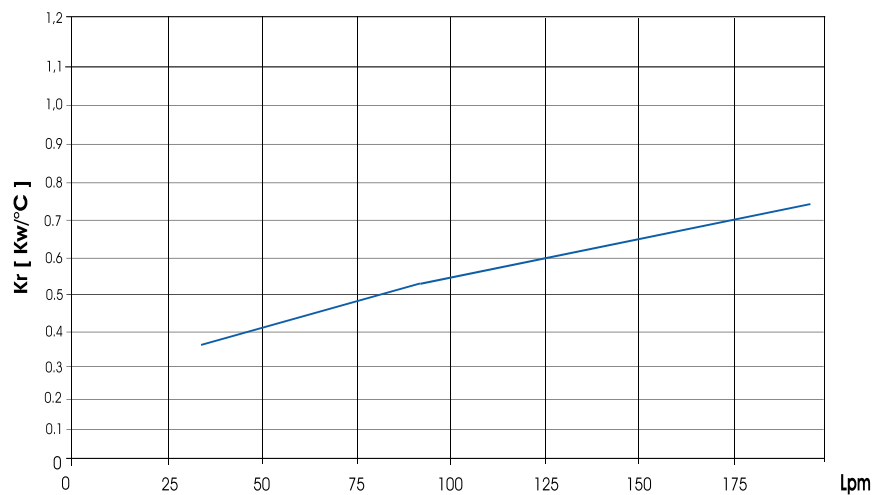
SSPV30.12 - SSPV30.24 / Technische Daten

SSPV30.12 - SSPV30.24 / Technical features

Tipologia Type	Frequenza Frequency Hz	Tensione Voltage V	N° Giri/min RPM	Potenza Power kW	Diam. Valvola Ø FAN (mm)	dB (A)	Q air (m³/h)	Cap. (lt)	Peso Weight (kg)	IP
12	DC	12	3005	0,106x2	280	74	2800	6,7	31	68
24	DC	24	3005	0,106x2	280	74	2900	6,7	31	68



PERFORMANCE DIAGRAM

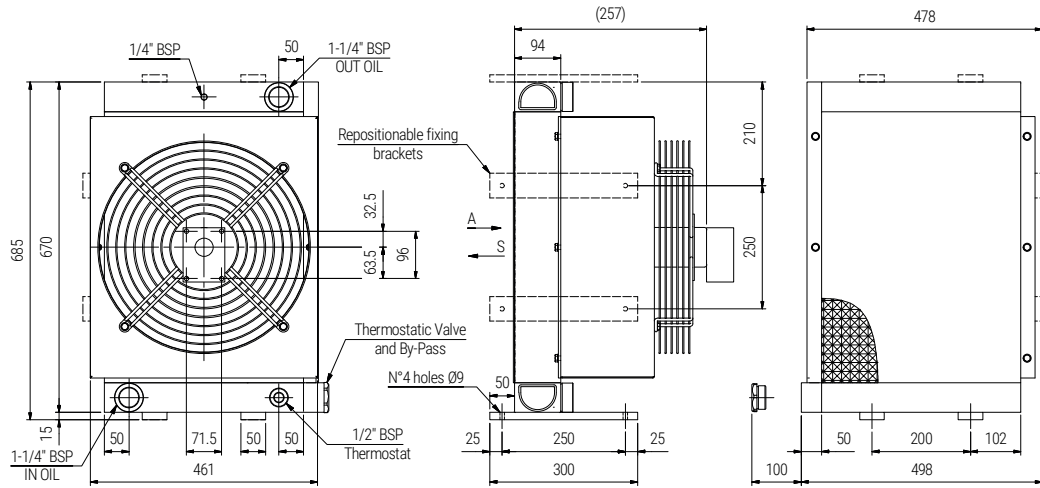


Over-all dimensions and technical characteristics are not binding


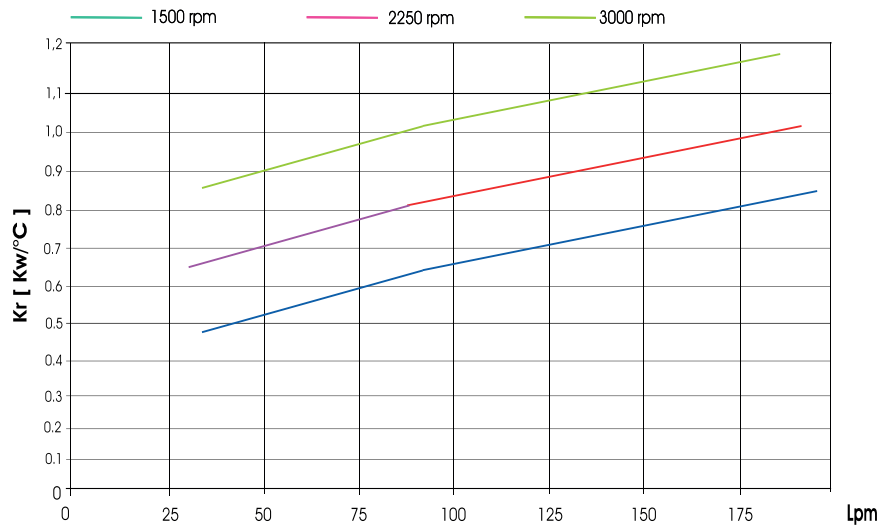
SSPV30.G2 / Technische Daten

SSPV30.G2 / Technical features

Tipologia Type	Frequenza Frequency Hz	Tensione Voltage V	N° Giri/min RPM	Potenza Power kW	Diam. Valvola Ø FAN (mm)	dB (A)	Q air (m ³ /h)	Cap. (lt)	Peso Weight (kg)	IP
G2	-	-	800/3000	-	450	-	-	6,7	33	-



PERFORMANCE DIAGRAM

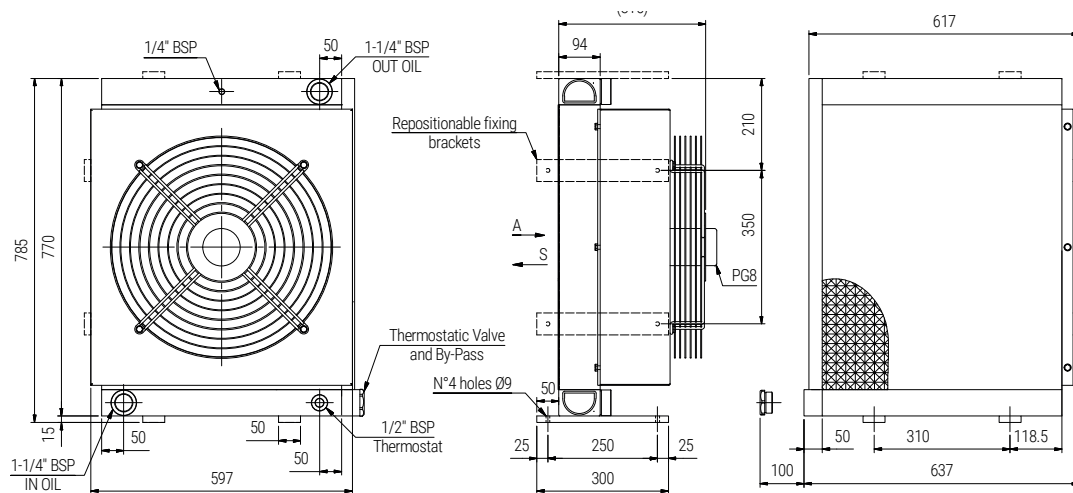


Over-all dimensions and technical characteristics are not binding


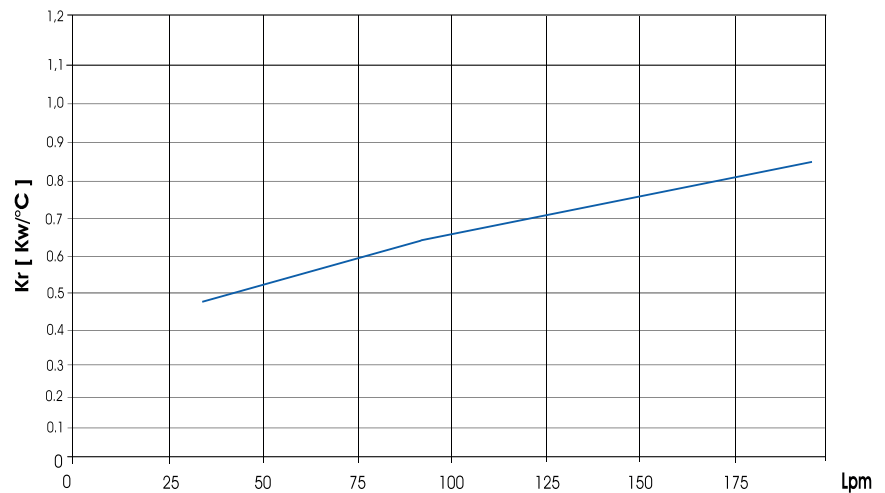
SSPV36.01 - SSPV36.03/ Technische Daten

SSPV36.01 - SSPV36.03 / Technical features

Tipologia Type	Frequenza Frequency Hz	Tensione Voltage V	N° Giri/min RPM	Potenza Power kW	Diam. Valvola Ø FAN (mm)	dB (A)	Q air (m ³ /h)	Cap. (lt)	Peso Weight (kg)	IP
01	50/60	230	1480/1620	0,670/0,800	500	83	6200	9,5	51	54
03	50/60	400	1480/1620	0,100/0,130	500	83	6200	9,5	51	54



PERFORMANCE DIAGRAM

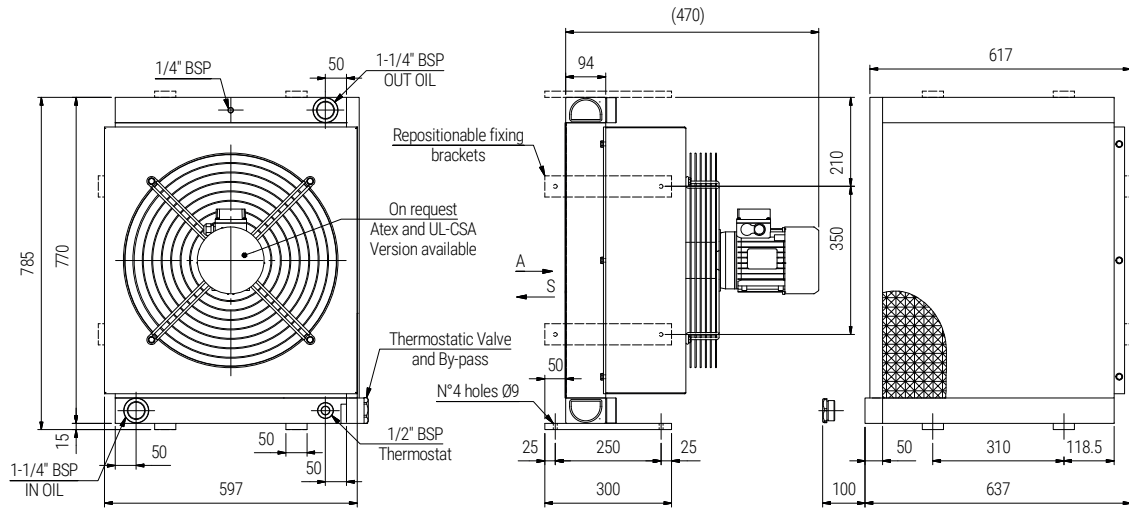


Over-all dimensions and technical characteristics are not binding


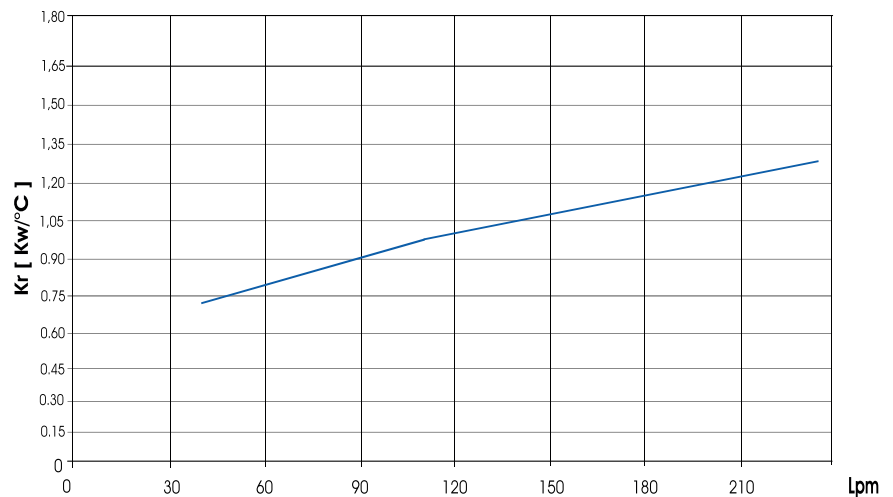
SSPV36.14 / Technische Daten

SSPV36.14 / Technical features

Tipologia Type	Frequenza Frequency Hz	Tensione Voltage V	N° Giri/min RPM	Potenza Power kW	Diam. Valvola Ø FAN (mm)	dB (A)	Q air (m³/h)	Cap. (lt)	Peso Weight (kg)	IP
14	50	230/400	1390	1,100	500	83	6100	9,5	59	55
14	60	276/480	1685	1,120	500	84	6300	9,5	59	55



PERFORMANCE DIAGRAM

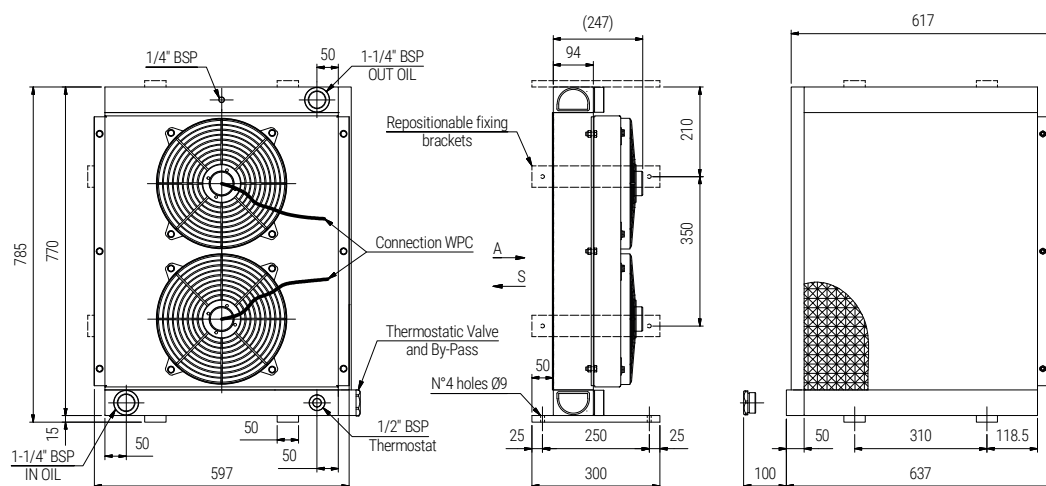


Over-all dimensions and technical characteristics are not binding


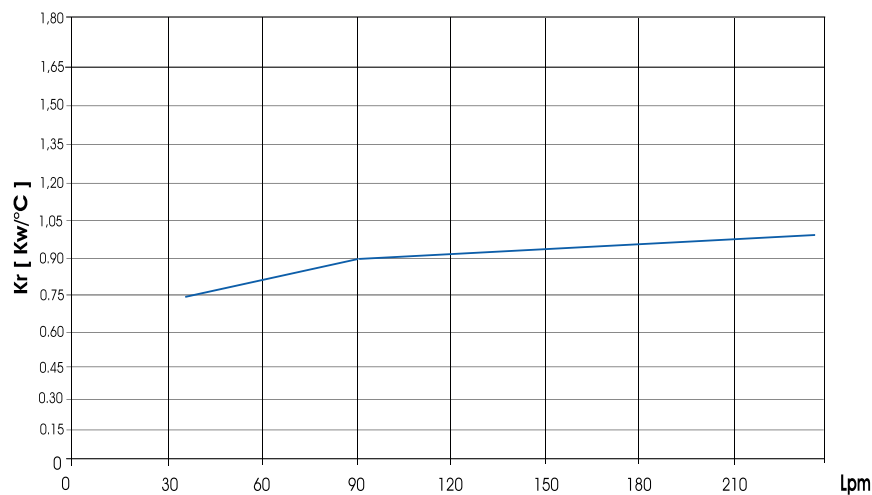
SSPV36.12 - SSPV36.24 / Technische Daten

SSPV36.12 - SSPV36.24 / Technical features

Tipologia Type	Frequenza Frequency Hz	Tensione Voltage V	N° Giri/min RPM	Potenza Power kW	Diam. Valvola Ø FAN (mm)	dB (A)	Q air (m³/h)	Cap. (lt)	Peso Weight (kg)	IP
12	DC	12	3090	0,218x2	305	84	5100	9,5	50	68
24	DC	24	3090	0,218x2	305	84	5050	9,5	50	68



PERFORMANCE DIAGRAM

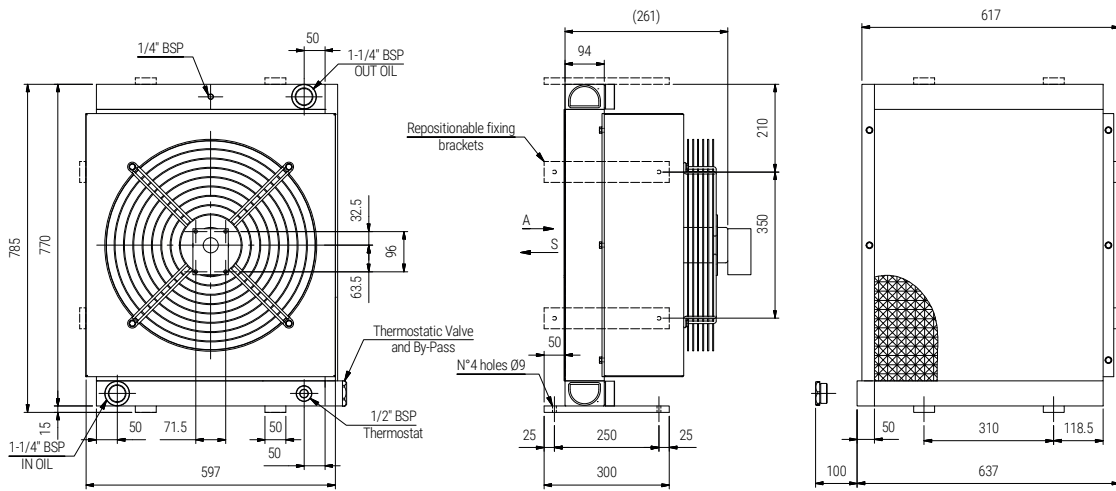


Over-all dimensions and technical characteristics are not binding


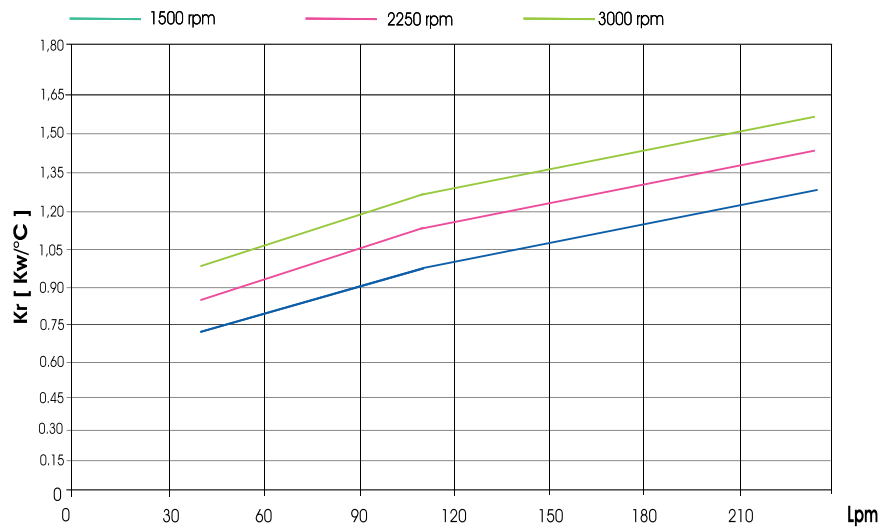
SSPV36.G2 / Technische Daten

SSPV36.G2 / Technical features

Tipologia Type	Frequenza Frequency Hz	Tensione Voltage V	N° Giri/min RPM	Potenza Power kW	Diam. Valvola Ø FAN (mm)	dB (A)	Q air (m³/h)	Cap. (lt)	Peso Weight (kg)	IP
G2	-	-	800/3000	-	500	-	-	9,5	52	-



PERFORMANCE DIAGRAM

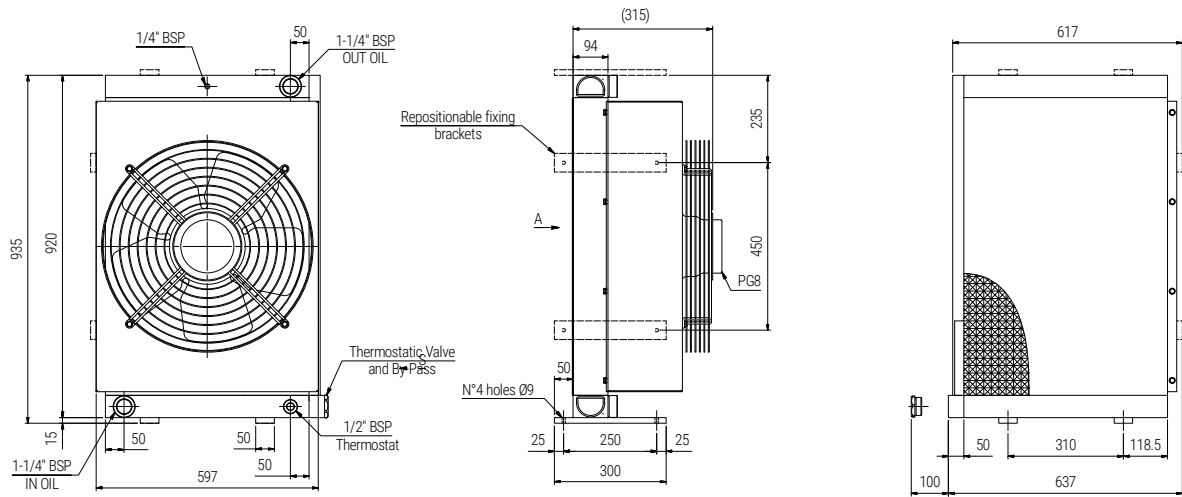


Over-all dimensions and technical characteristics are not binding


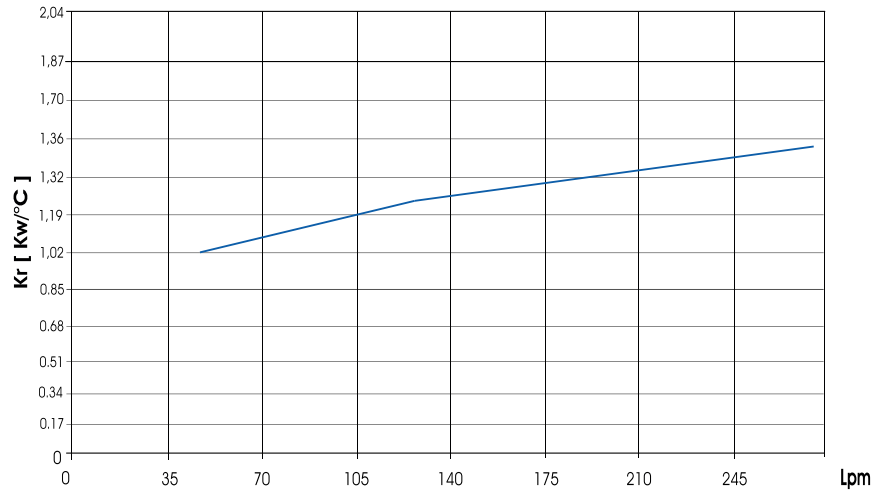
SSPV42.01 - SSPV42.03 / Technische Daten

SSPV42.01 - SSPV42.03 / Technical features

Tipologia Type	Frequenza Frequency Hz	Tensione Voltage V	N° Giri/min RPM	Potenza Power kW	Diam. Valvola Ø FAN (mm)	dB (A)	Q air (m ³ /h)	Cap. (lt)	Peso Weight (kg)	IP
01	50/60	230	1360/1520	0,750/0,980	560	84	7250	10,5	59	54
03	50/60	400	1369/1520	1,070/0,125	560	84	7250	10,5	59	54



PERFORMANCE DIAGRAM

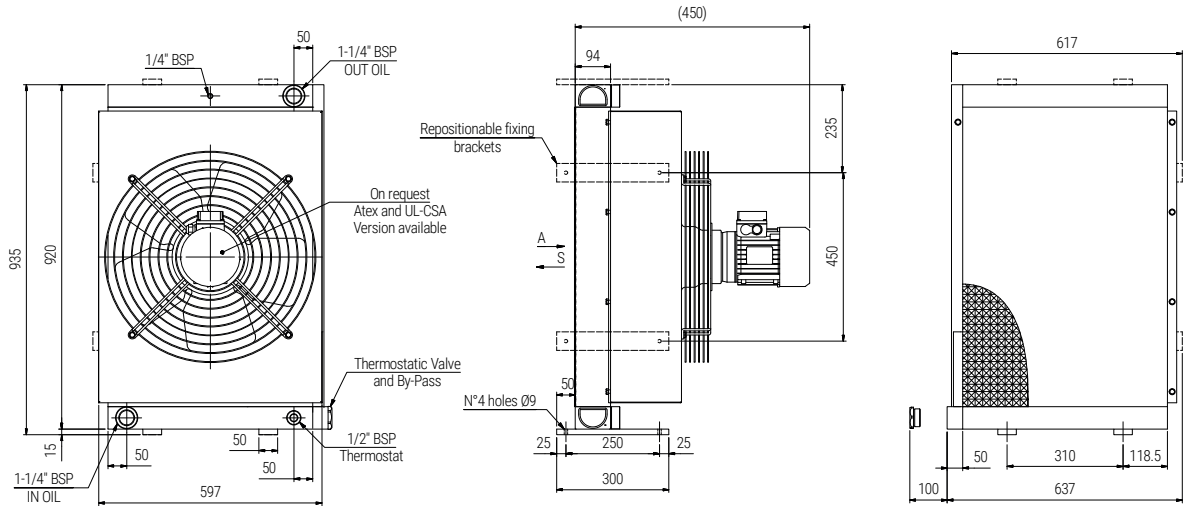


Over-all dimensions and technical characteristics are not binding


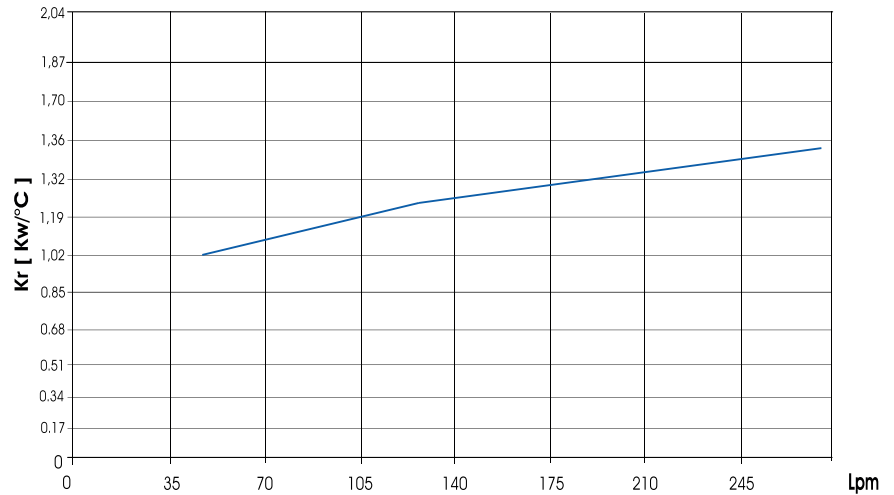
SSPV42.14 / Technische Daten

SSPV42.14 / Technical features

Tipologia Type	Frequenza Frequency Hz	Tensione Voltage V	N° Giri/min RPM	Potenza Power kW	Diam. Valvola Ø FAN (mm)	dB (A)	Q air (m³/h)	Cap. (lt)	Peso Weight (kg)	IP
14	50	230/400	1440	1,100	560	83	7500	10,5	64	55
14	60	276/480	1730	1,300	560	84	7500	10,5	64	55



PERFORMANCE DIAGRAM

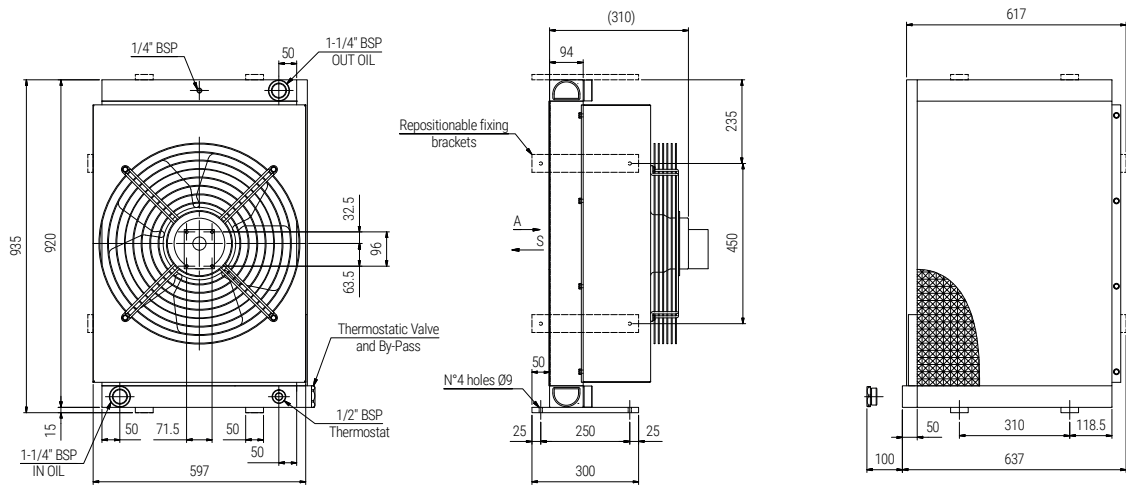


Over-all dimensions and technical characteristics are not binding


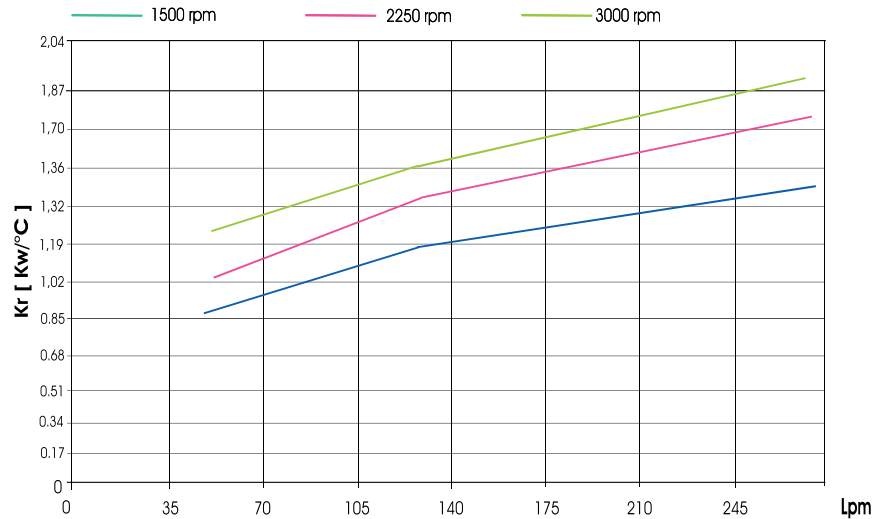
SSPV42.G2 / Technische Daten

SSPV42.G2 / Technical features

Tipologia Type	Frequenza Frequency Hz	Tensione Voltage V	N° Giri/min RPM	Potenza Power kW	Diam. Valvola Ø FAN (mm)	dB (A)	Q air (m³/h)	Cap. (lt)	Peso Weight (kg)	IP
G2	-	-	800/3000	-	560	-	-	10,5	60	-



PERFORMANCE DIAGRAM

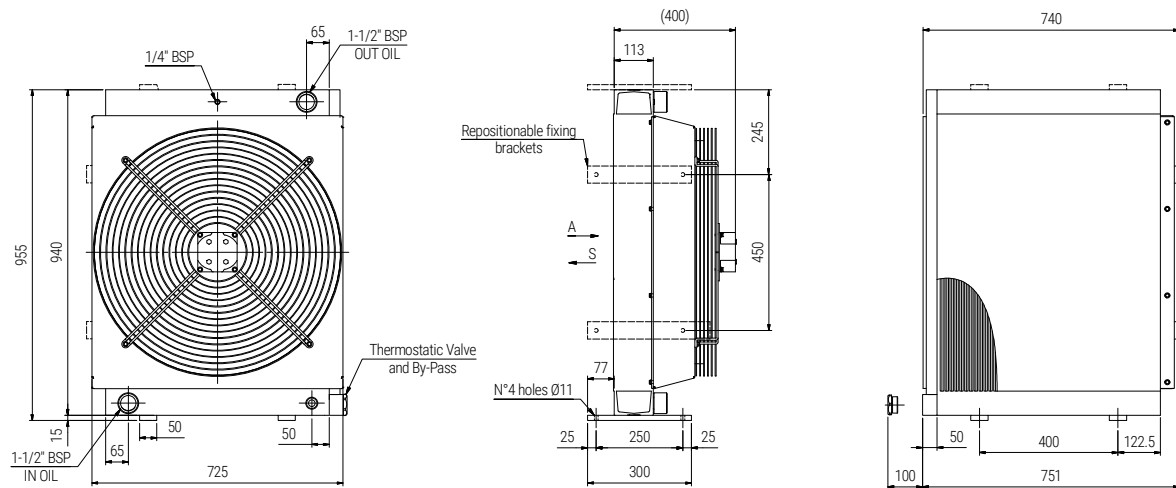


Over-all dimensions and technical characteristics are not binding


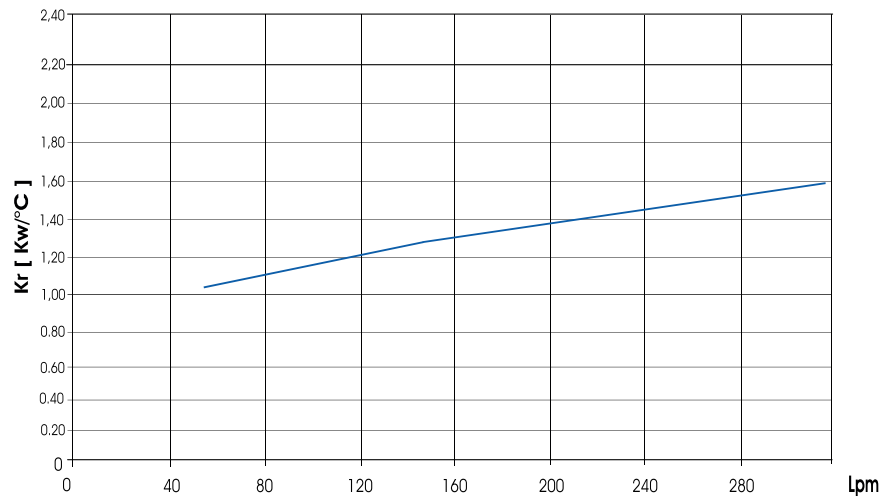
SSPV50.01 / Technische Daten

SSPV50.01 / Technical features

Tipologia Type	Frequenza Frequency Hz	Tensione Voltage V	N° Giri/min RPM	Potenza Power kW	Diam. Valvola Ø FAN (mm)	dB (A)	Q air (m ³ /h)	Cap. (lt)	Peso Weight (kg)	IP
01	50/60	230	910/1050	0,750/0,980	630	82	7900	14	90	54
03	50/60	400	910/1050	0,700/0,930	630	82	7950	14	90	54



PERFORMANCE DIAGRAM

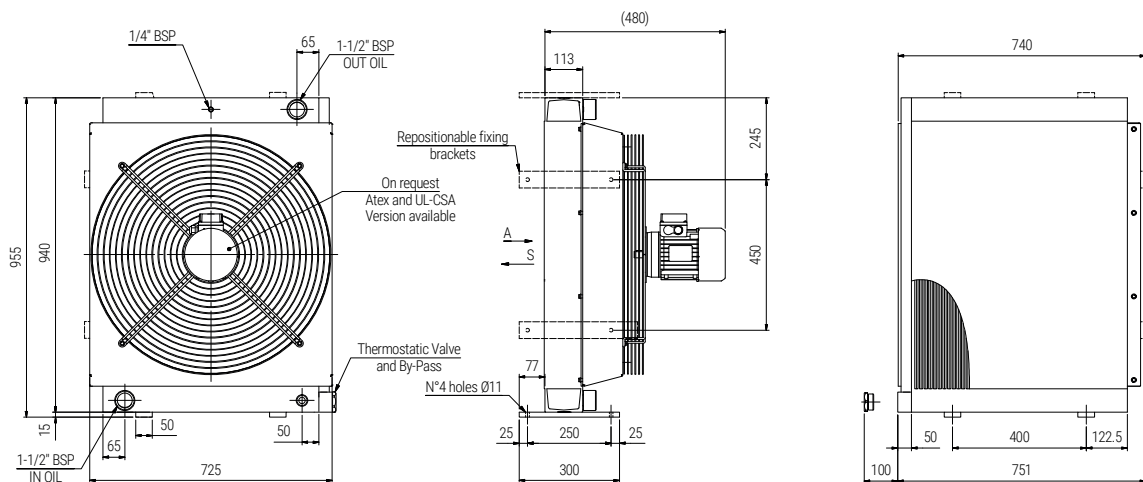


Over-all dimensions and technical characteristics are not binding


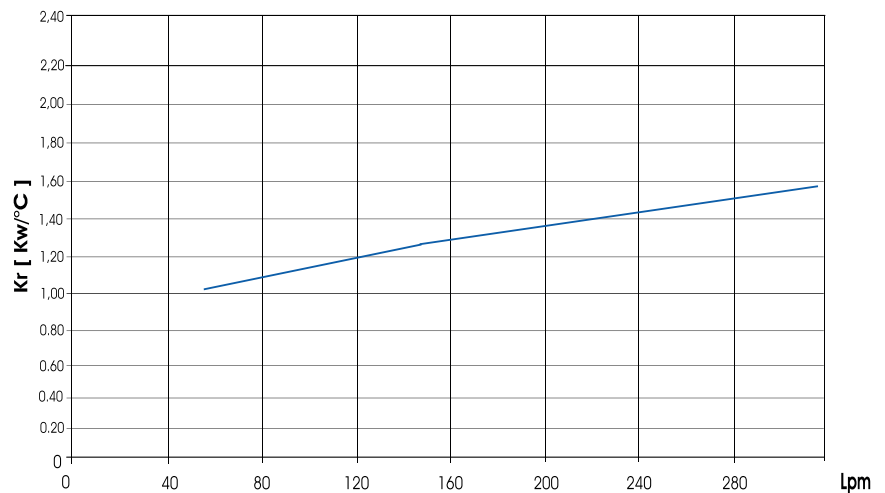
SSPV50.14 / Technische Daten

SSPV50.14 / Technical features

Tipologia Type	Frequenza Frequency Hz	Tensione Voltage V	N° Giri/min RPM	Potenza Power kW	Diam. Valvola Ø FAN (mm)	dB (A)	Q air (m³/h)	Cap. (lt)	Peso Weight (kg)	IP
14	50	230/400	840	1,100	630	88	7900	14	90	55
14	60	276/480	1125	1,300	630	88	8100	14	90	55



PERFORMANCE DIAGRAM

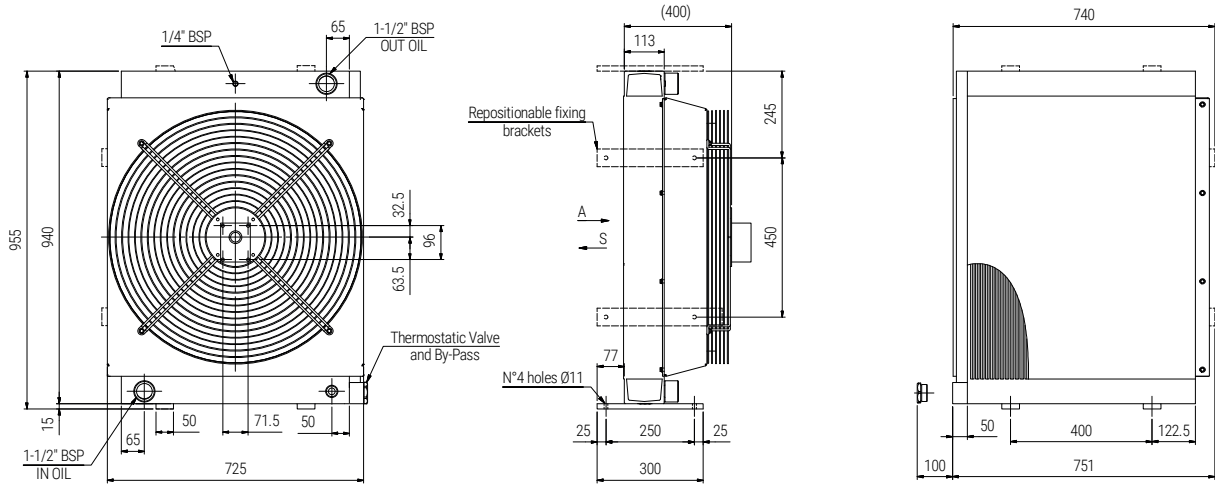


Over-all dimensions and technical characteristics are not binding


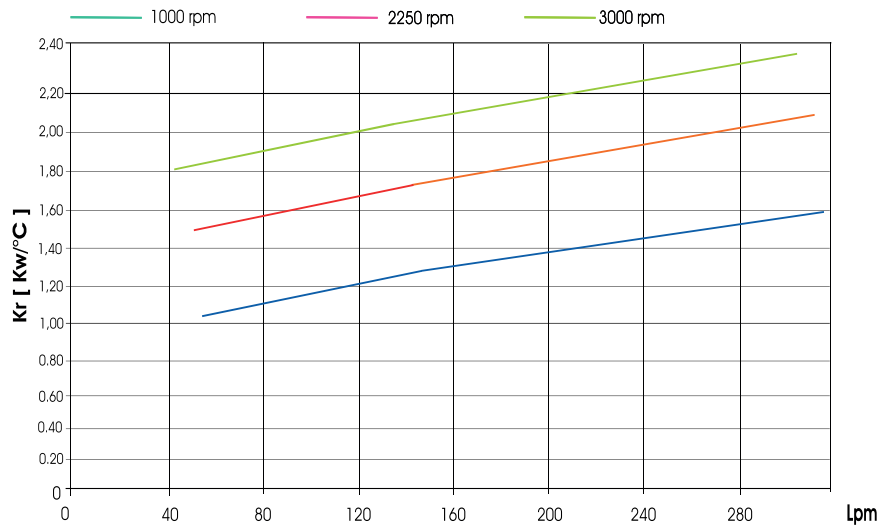
SSPV50.G2 / Technische Daten

SSPV50.G2 / Technical features

Tipologia Type	Frequenza Frequency Hz	Tensione Voltage V	N° Giri/min RPM	Potenza Power kW	Diam. Valvola Ø FAN (mm)	dB (A)	Q air (m ³ /h)	Cap. (lt)	Peso Weight (kg)	IP
G2	-	-	800/2800	-	630	-	-	14	90	-



PERFORMANCE DIAGRAM

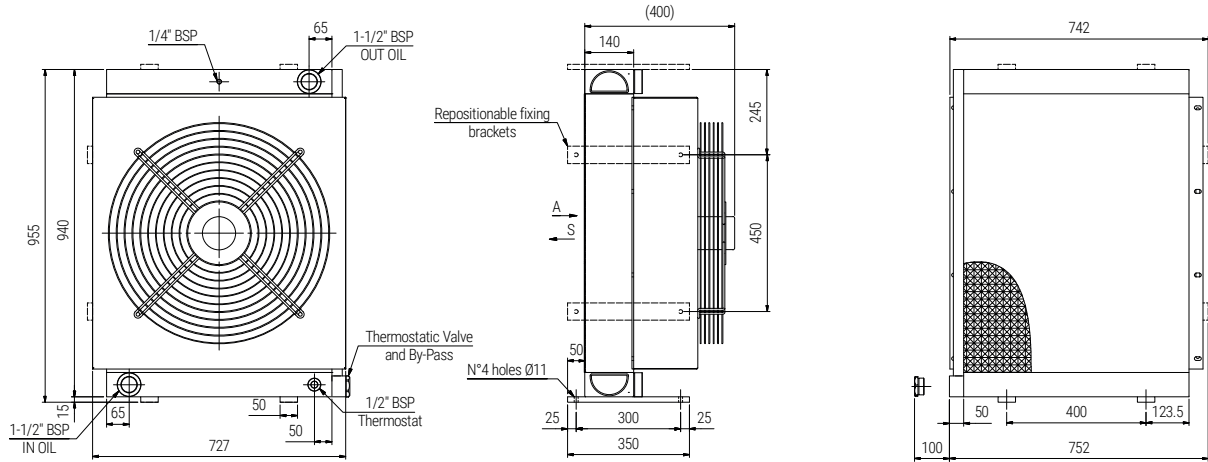


Over-all dimensions and technical characteristics are not binding


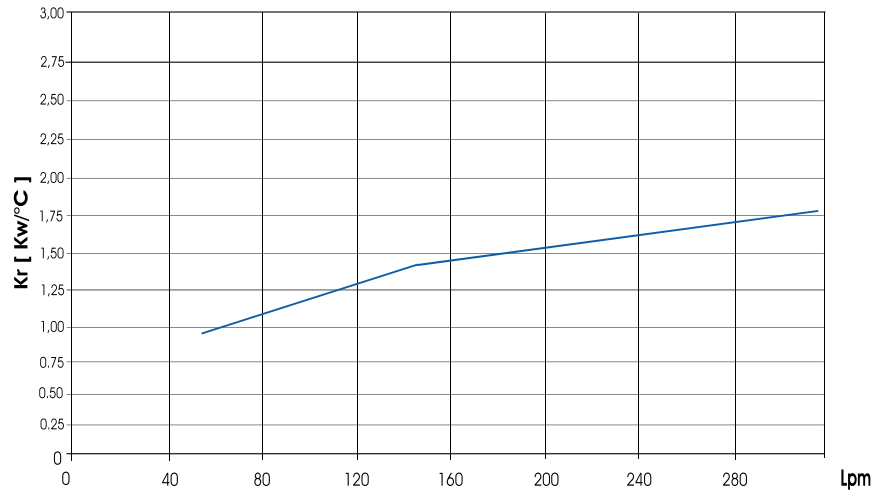
SSPV52.01 - SSPV52.03 / Technische Daten

SSPV52.01 - SSPV52.03 / Technical features

Tipologia Type	Frequenza Frequency Hz	Tensione Voltage V	N° Giri/min RPM	Potenza Power kW	Diam. Valvola Ø FAN (mm)	dB (A)	Q air (m³/h)	Cap. (lt)	Peso Weight (kg)	IP
01	50/60	230	910/1050	0,750/0,980	630	82	7900	17,5	96	54
03	50/60	400	910/1050	0,700/0,930	630	82	7950	17,5	96	54



PERFORMANCE DIAGRAM

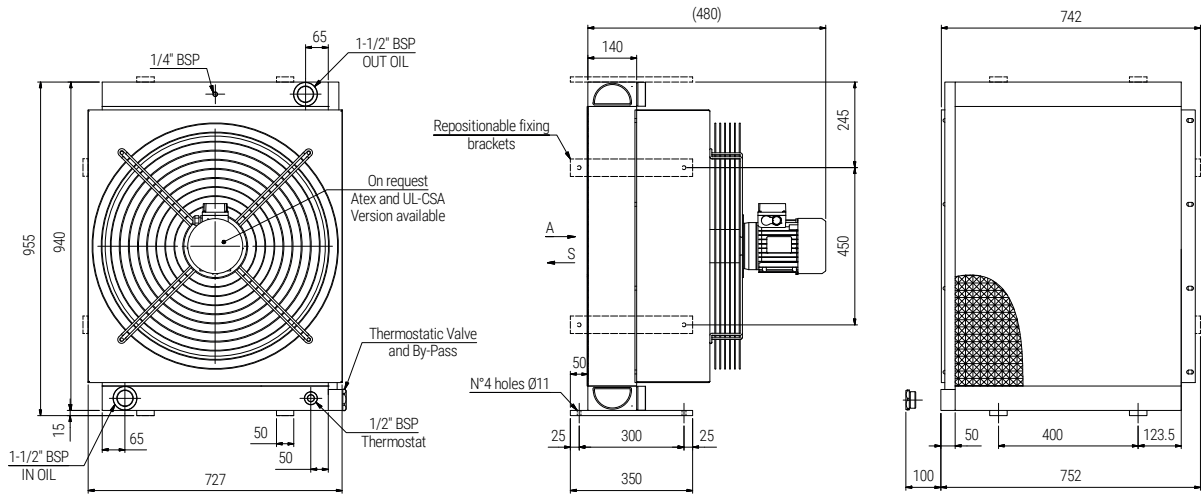


Over-all dimensions and technical characteristics are not binding


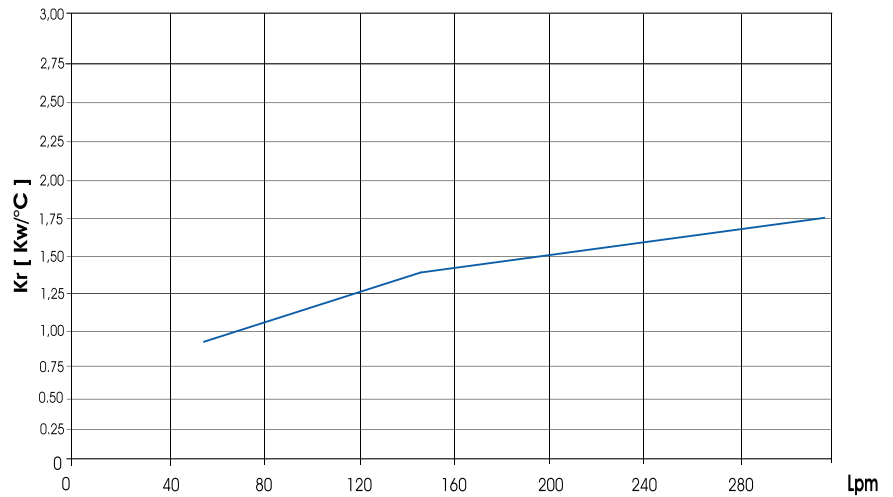
SSPV52.14 / Technische Daten

SSPV52.14 / Technical features

Tipologia Type	Frequenza Frequency Hz	Tensione Voltage V	N° Giri/min RPM	Potenza Power kW	Diam. Valvola Ø FAN (mm)	dB (A)	Q air (m³/h)	Cap. (lt)	Peso Weight (kg)	IP
14	50	230/400	840	1,100	630	88	7900	17,5	98	55
14	60	276/480	1125	1,200	630	89	8100	17,5	98	55



PERFORMANCE DIAGRAM

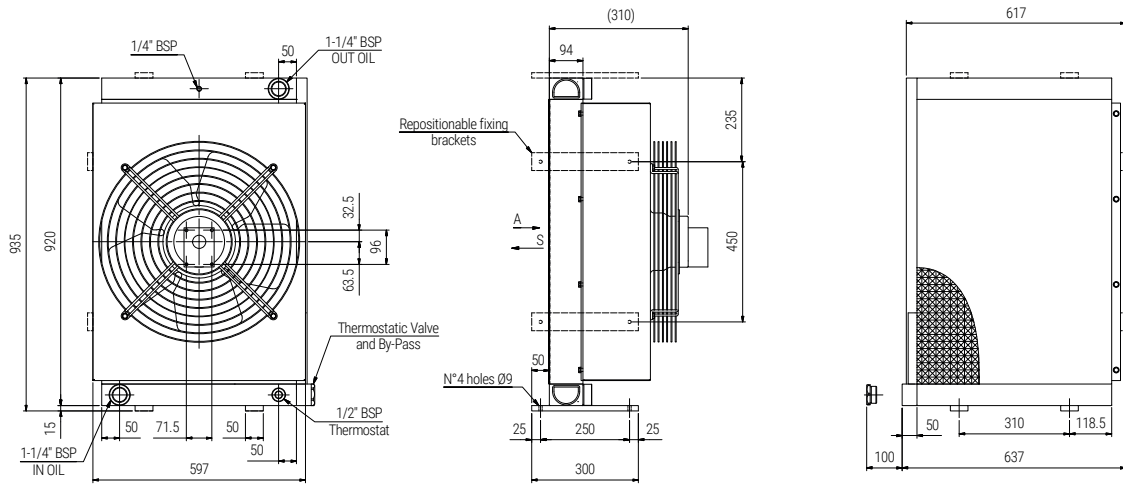


Over-all dimensions and technical characteristics are not binding


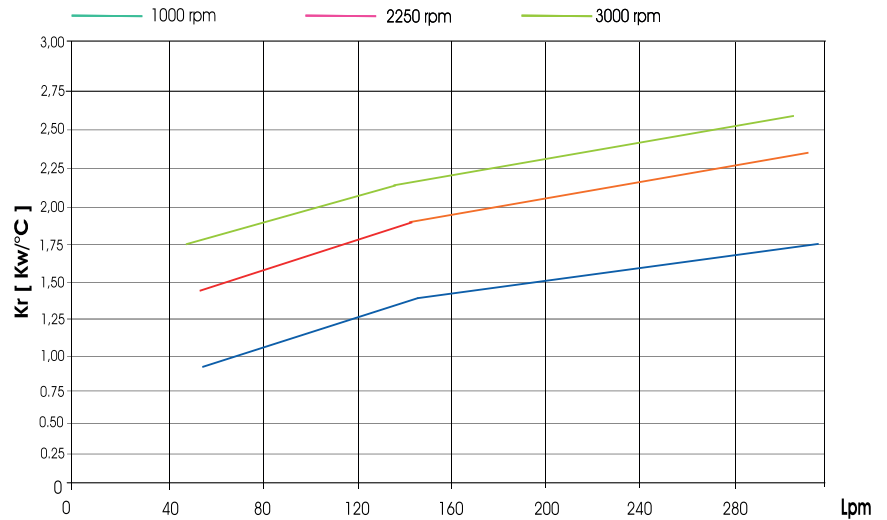
SSPV52.G2 / Technische Daten

SSPV52.G2 / Technical features

Tipologia Type	Frequenza Frequency Hz	Tensione Voltage V	N° Giri/min RPM	Potenza Power kW	Diam. Valvola Ø FAN (mm)	dB (A)	Q air (m³/h)	Cap. (lt)	Peso Weight (kg)	IP
G2	-	-	800/2800	-	630	-	-	17,5	95	-



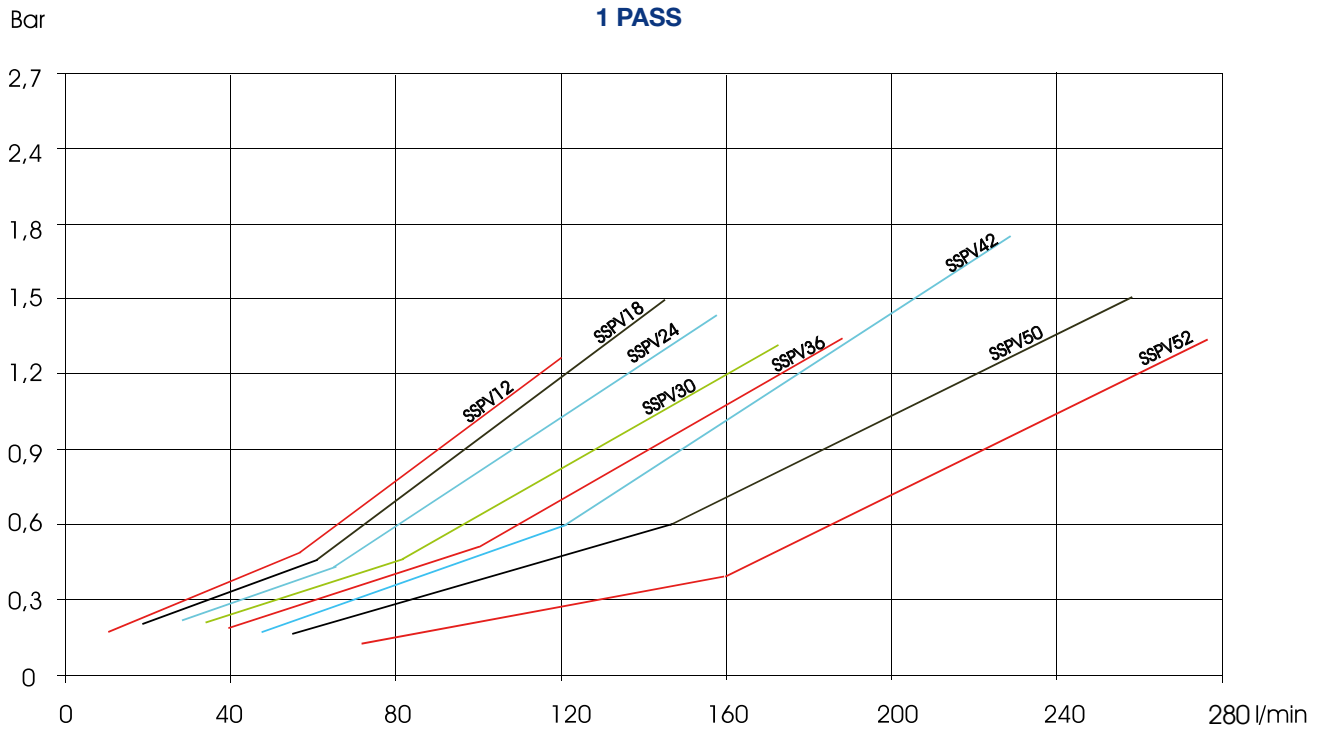
PERFORMANCE DIAGRAM



Over-all dimensions and technical characteristics are not binding

Druckverlust

Pressure drop



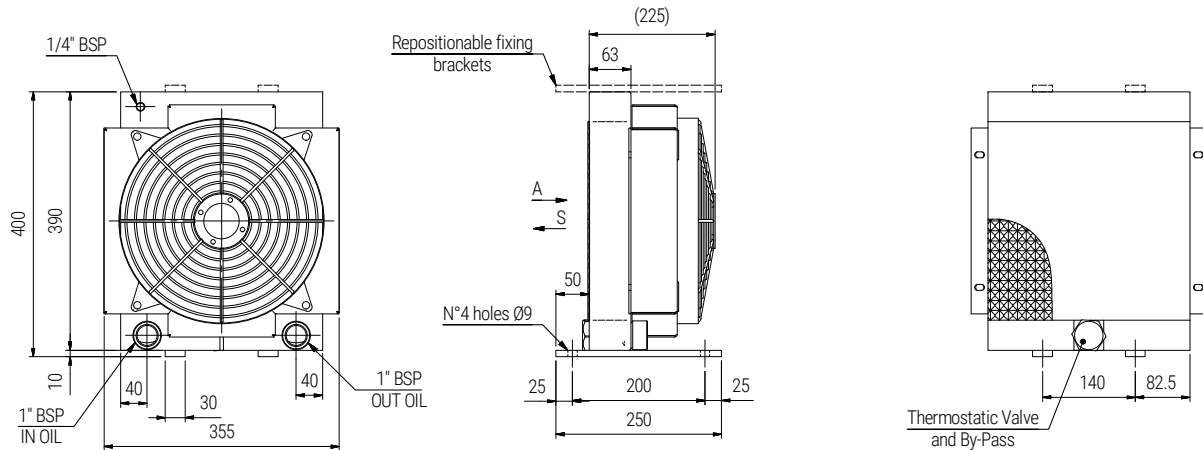
Correction Factor (F) - Pressure drop

CST	10	15	20	30	40	50	60	80	100	200	300
F	0,5	0,65	0,77	1	1,2	1,4	1,6	1,9	2,1	3,3	4,3


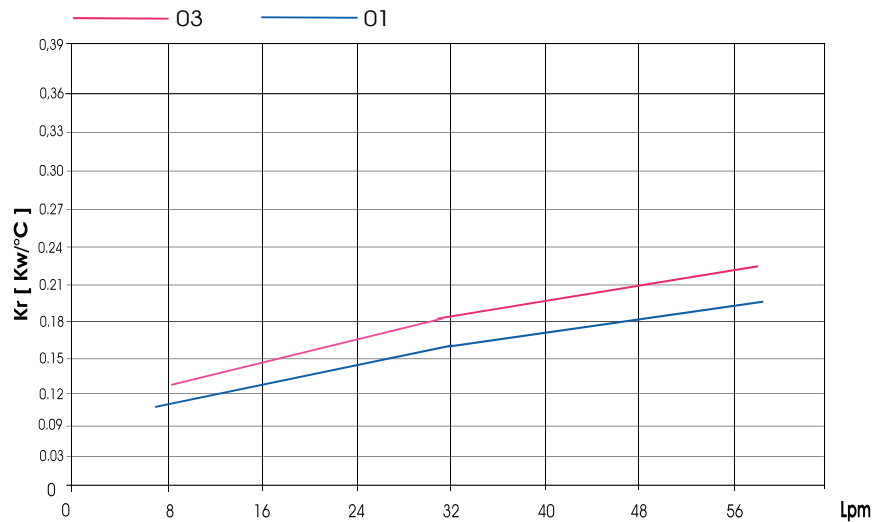
SSPV212.01 -SSPV212.03 2 Pass / Technische Daten

SSPV212.01 -SSPV212.03 2 Pass / Technical features

Tipologia Type	Frequenza Frequency Hz	Tensione Voltage V	N° Giri/min RPM	Potenza Power kW	Diam. Valvola Ø FAN (mm)	dB (A)	Q air (m³/h)	Cap. (lt)	Peso Weight (kg)	IP
01	50/60	230	2300/2250	0,145/0,175	300	64	2010	1,8	16	44
03	50/60	400	1380/1550	0,075/0,095	300	62	1870	1,8	16	44



PERFORMANCE DIAGRAM

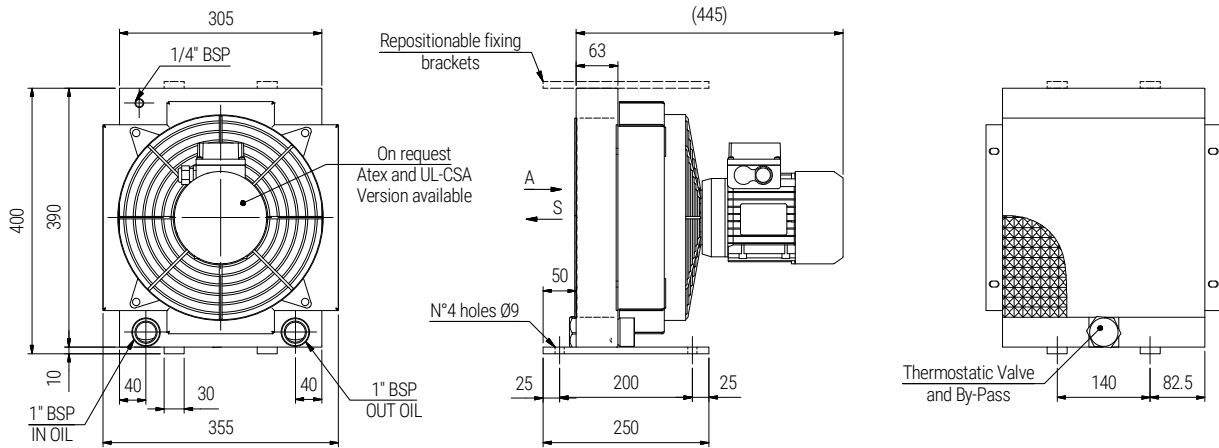


Over-all dimensions and technical characteristics are not binding


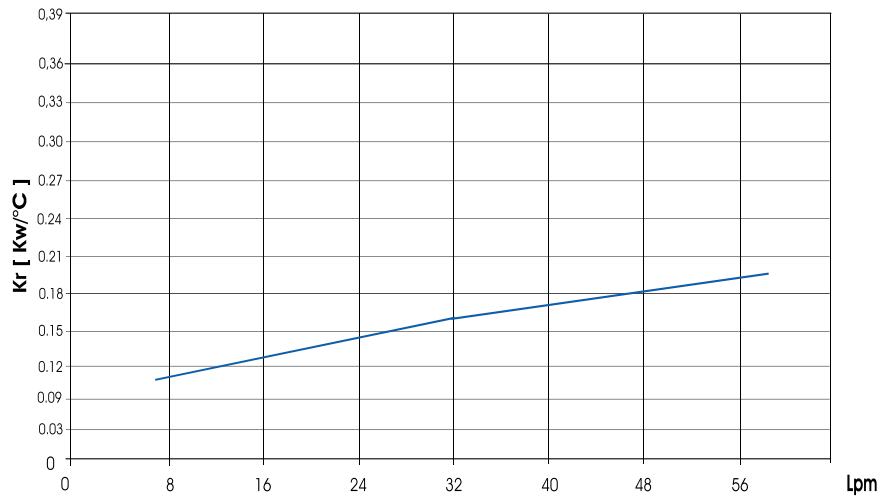
SSPV212.14 2 Pass / Technische Daten

SSPV212.14 2 Pass / Technical features

Tipologia Type	Frequenza Frequency Hz	Tensione Voltage V	N° Giri/min RPM	Potenza Power kW	Diam. Valvola Ø FAN (mm)	dB (A)	Q air (m³/h)	Cap. (lt)	Peso Weight (kg)	IP
14	50	230/400	1390	0,370	315	71	2200	1,8	18	55
14	60	276/480	1685	0,440	315	72	2300	1,8	18	55



PERFORMANCE DIAGRAM

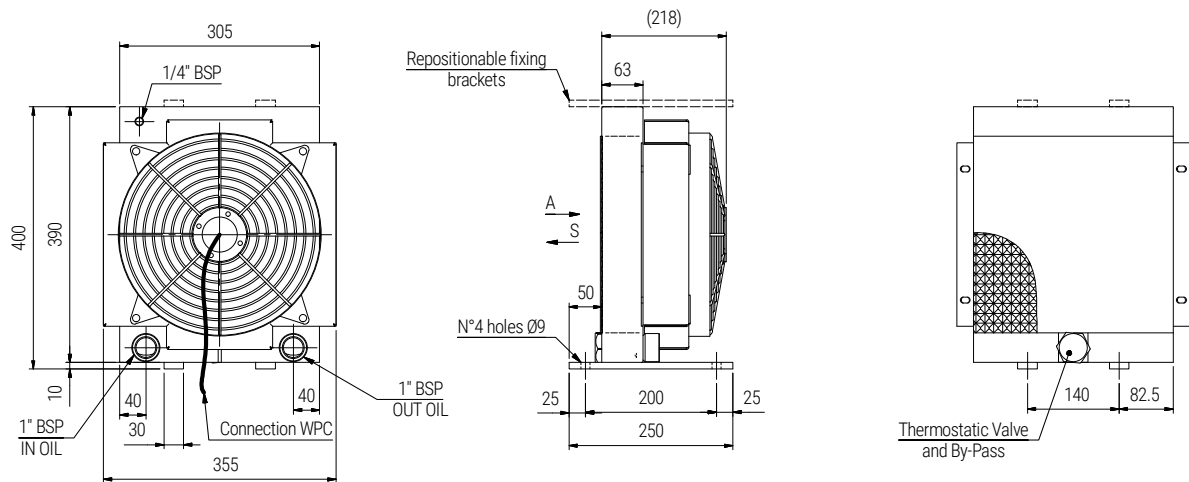


Over-all dimensions and technical characteristics are not binding


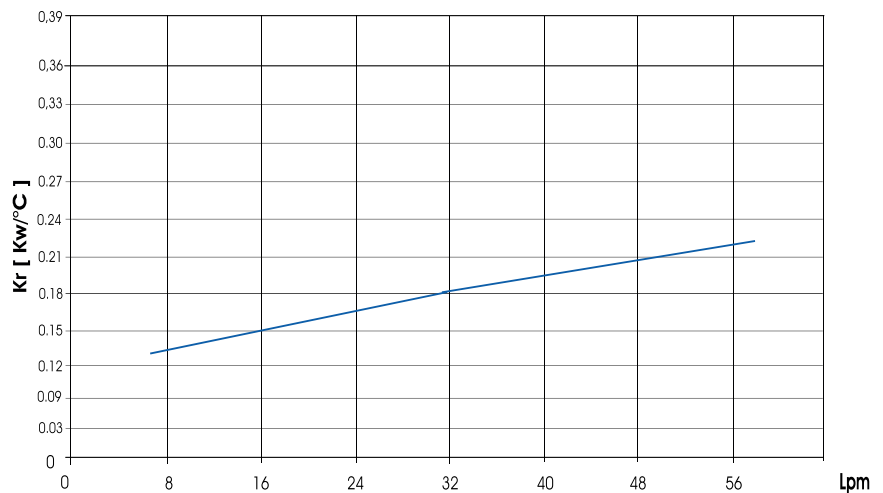
SSPV212.12 -SSPV212.24 2 Pass / Technische Daten

SSPV212.12 -SSPV212.24 2 Pass / Technical features

Tipologia Type	Frequenza Frequency Hz	Tensione Voltage V	N° Giri/min RPM	Potenza Power kW	Diam. Valvola Ø FAN (mm)	dB (A)	Q air (m³/h)	Cap. (lt)	Peso Weight (kg)	IP
12	DC	12	3090	0,218	305	68	2600	1,8	16	68
24	DC	24	3090	0,218	305	68	2350	1,8	16	68



PERFORMANCE DIAGRAM

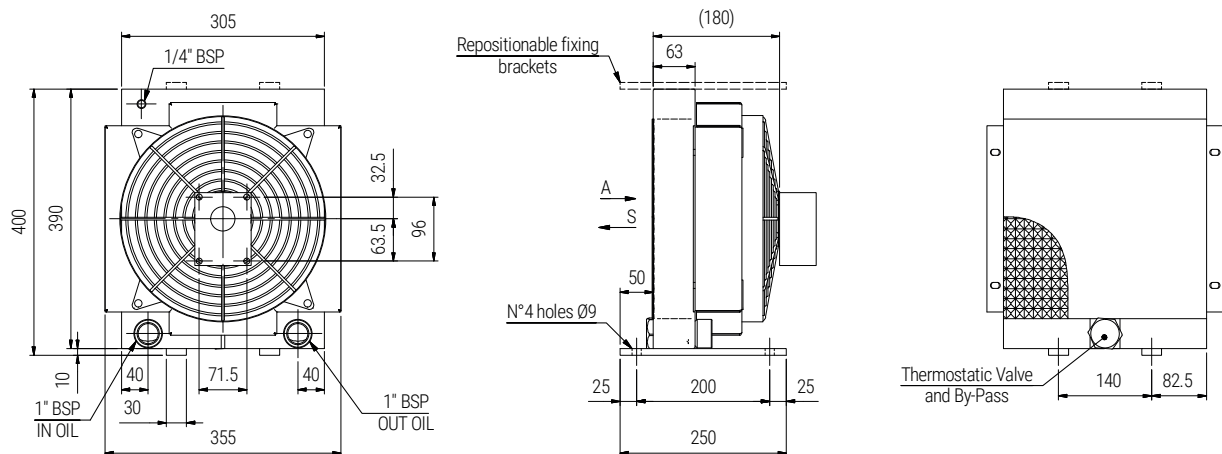


Over-all dimensions and technical characteristics are not binding


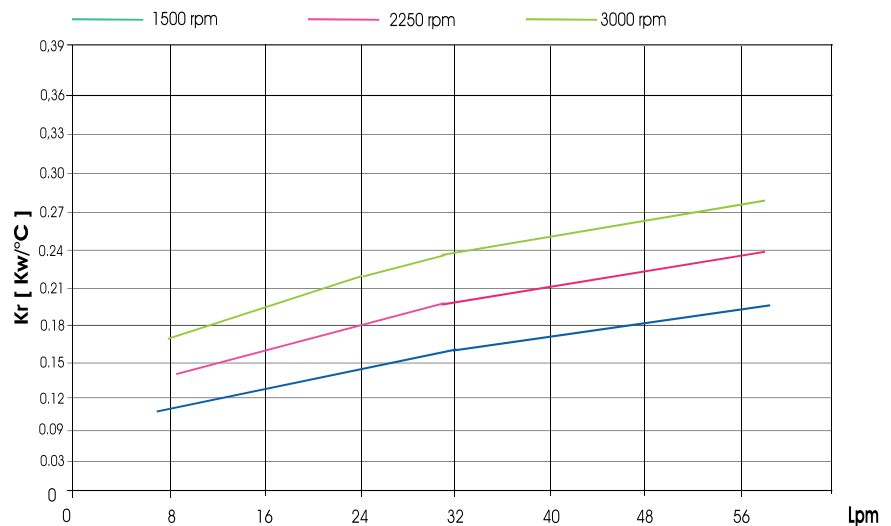
SSPV212.G2 2 Pass / Technische Daten

SSPV212.G2 2 Pass / Technical features

Tipologia Type	Frequenza Frequency Hz	Tensione Voltage V	N° Giri/min RPM	Potenza Power kW	Diam. Valvola Ø FAN (mm)	dB (A)	Q air (m³/h)	Cap. (lt)	Peso Weight (kg)	IP
G2	-	-	800/3000	-	300	-	-	1,8	14	-



PERFORMANCE DIAGRAM

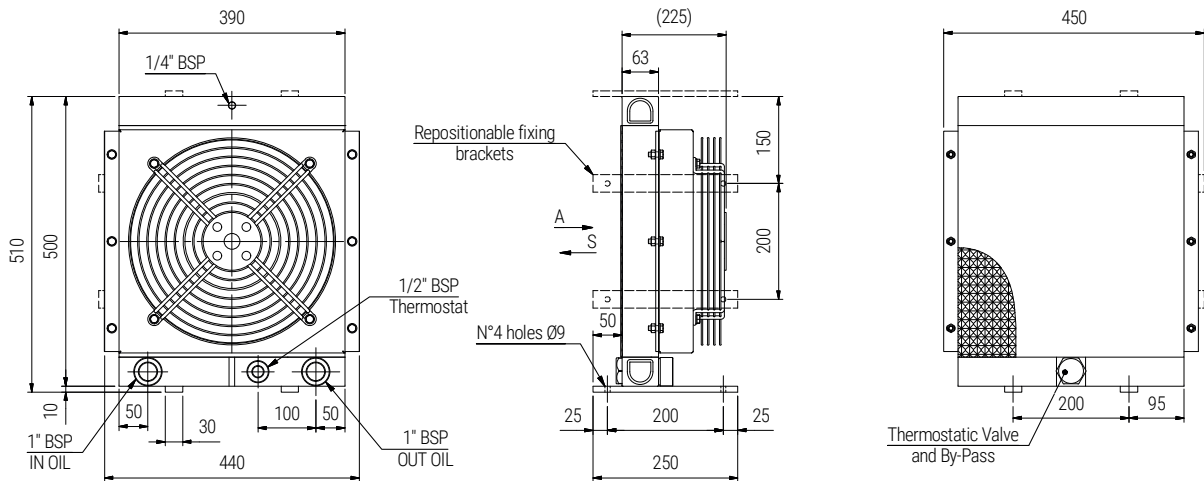


Over-all dimensions and technical characteristics are not binding


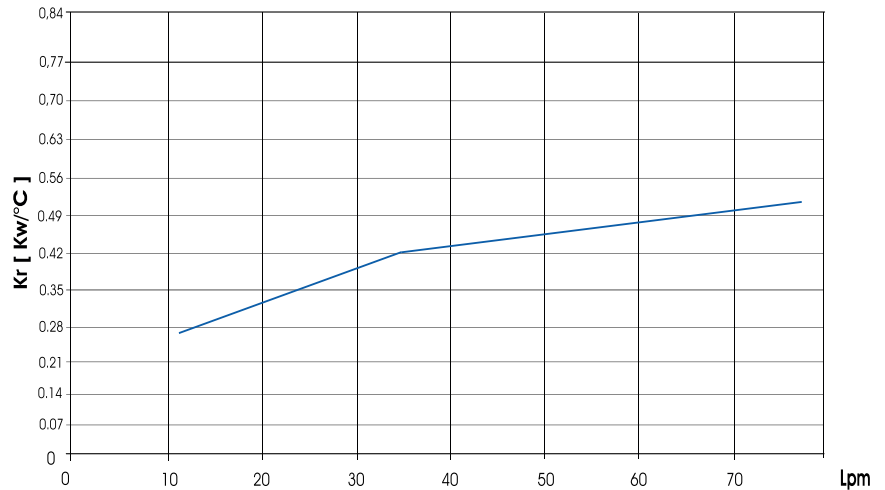
SSPV218.01 -SSPV218.03 2 Pass / Technische Daten

SSPV218.01 -SSPV218.03 2 Pass / Technical features

Tipologia Type	Frequenza Frequency Hz	Tensione Voltage V	N° Giri/min RPM	Potenza Power kW	Diam. Valvola Ø FAN (mm)	dB (A)	Q air (m³/h)	Cap. (lt)	Peso Weight (kg)	IP
01	50/60	230	1380/1550	0,180/0,250	400	68	4000	2,8	19	44
03	50/60	400	1380/1520	0,180/0,250	400	68	4300	2,8	19	44



PERFORMANCE DIAGRAM

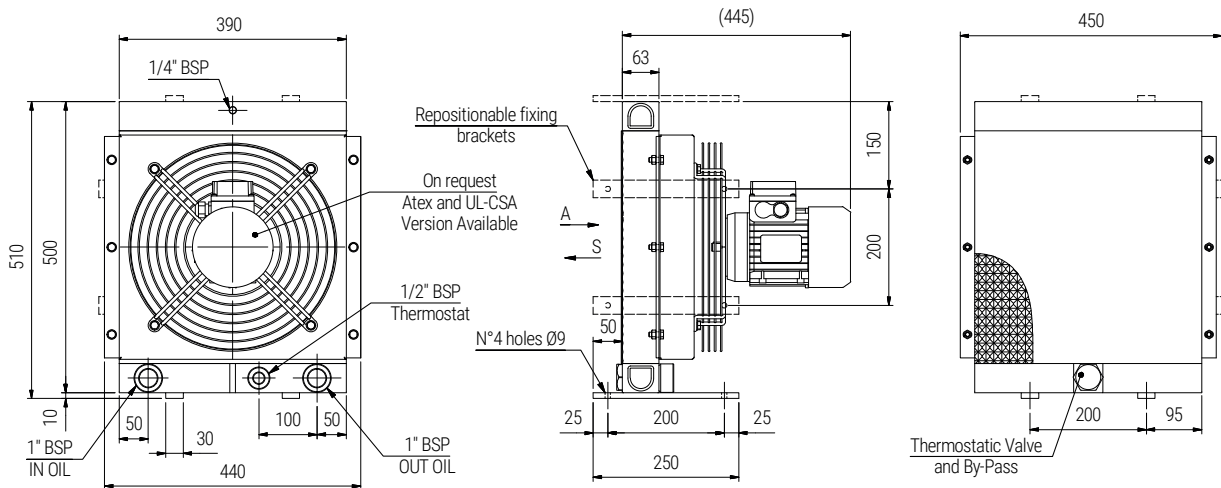


Over-all dimensions and technical characteristics are not binding


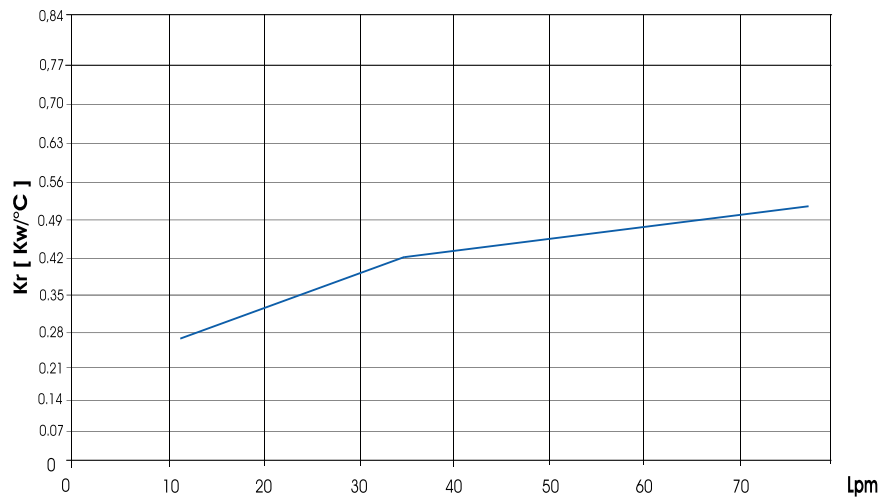
SSPV218.14 2 Pass / Technische Daten

SSPV218.14 2 Pass / Technical features

Tipologia Type	Frequenza Frequency Hz	Tensione Voltage V	N° Giri/min RPM	Potenza Power kW	Diam. Valvola Ø FAN (mm)	dB (A)	Q air (m³/h)	Cap. (lt)	Peso Weight (kg)	IP
14	50	230/400	1390	0,550	400	70	4000	2,8	21	55
14	60	276/480	1685	0,660	400	71	4230	2,8	21	55



PERFORMANCE DIAGRAM

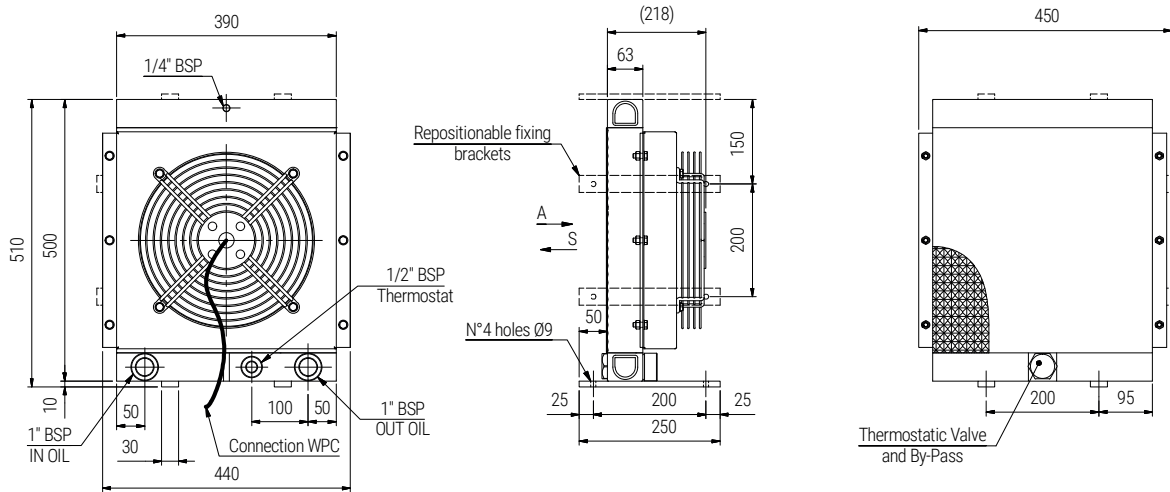


Over-all dimensions and technical characteristics are not binding


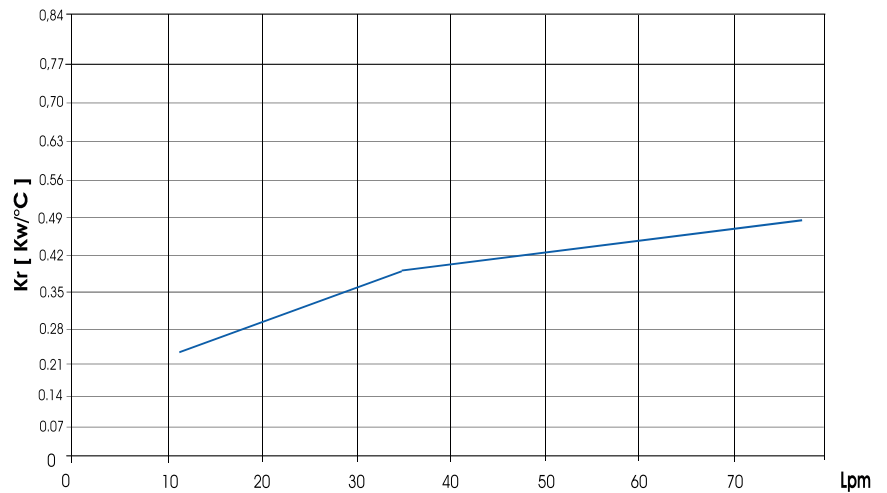
SSPV218.12 -SSPV218.24 2 Pass / Technische Daten

SSPV218.12 -SSPV218.24 2 Pass / Technical features

Tipologia Type	Frequenza Frequency Hz	Tensione Voltage V	N° Giri/min RPM	Potenza Power kW	Diam. Valvola Ø FAN (mm)	dB (A)	Q air (m³/h)	Cap. (lt)	Peso Weight (kg)	IP
12	DC	12	2248	0,151	385	77	2950	3,1	18	68
24	DC	24	2248	0,151	385	77	3100	3,1	18	68



PERFORMANCE DIAGRAM

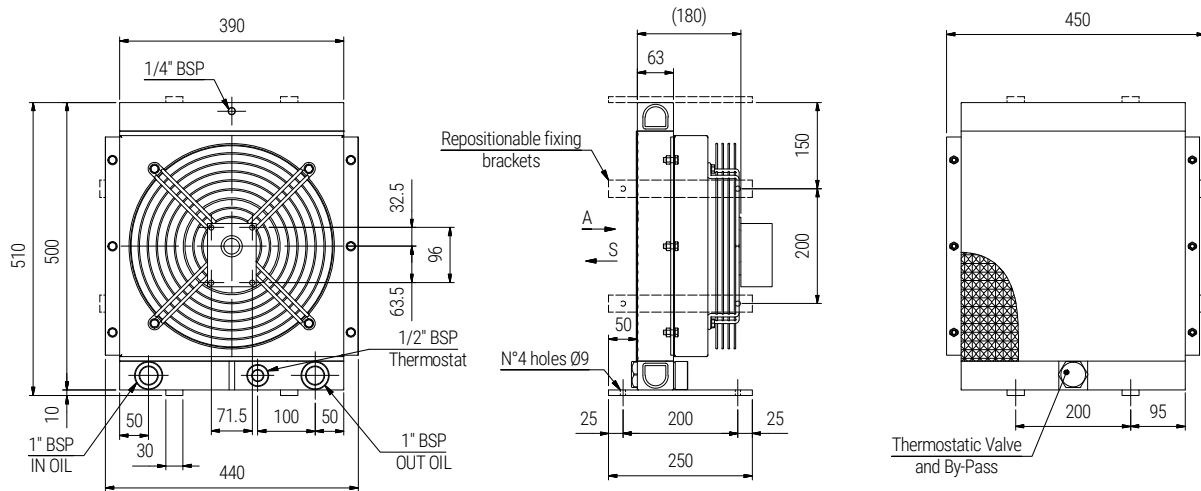


Over-all dimensions and technical characteristics are not binding


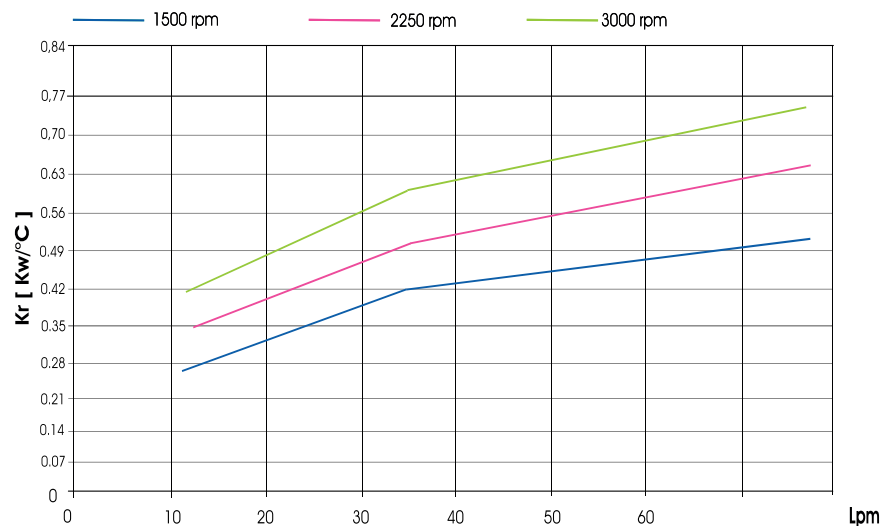
SSPV218.G2 2 Pass / Technische Daten

SSPV218.G2 2 Pass / Technical features

Tipologia Type	Frequenza Frequency Hz	Tensione Voltage V	N° Giri/min RPM	Potenza Power kW	Diam. Valvola Ø FAN (mm)	dB (A)	Q air (m³/h)	Cap. (lt)	Peso Weight (kg)	IP
G2	-	-	800/3000	400	-	-	-	2,8	20	-



PERFORMANCE DIAGRAM

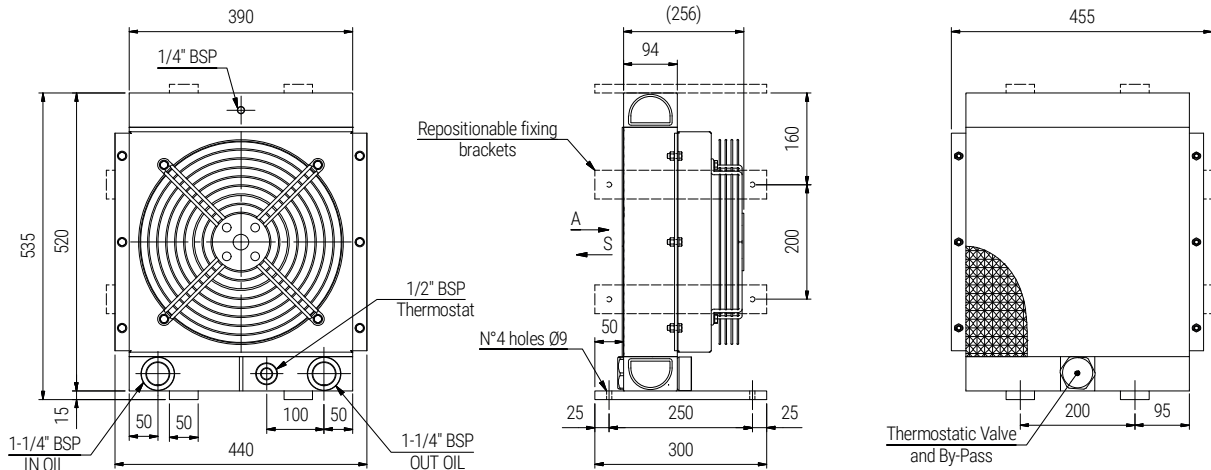


Over-all dimensions and technical characteristics are not binding


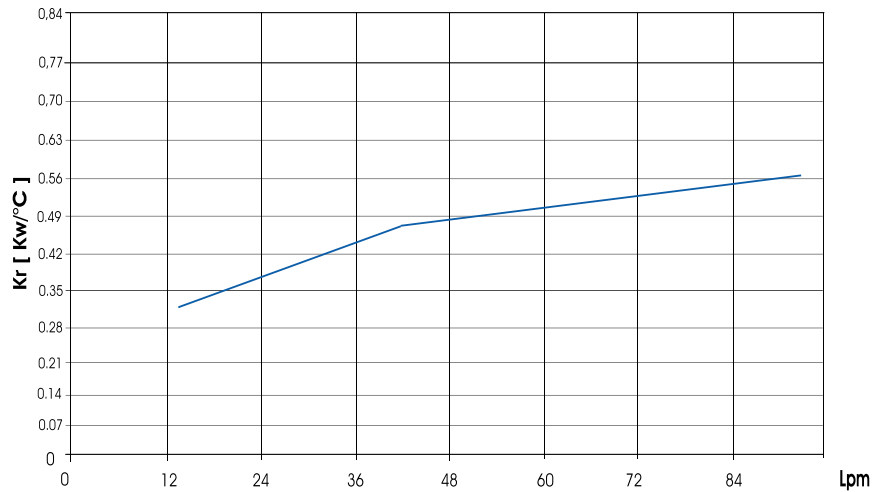
SSPV224.01 -SSPV224.03 2 Pass / Technische Daten

SSPV224.01 -SSPV224.03 2 Pass / Technical features

Tipologia Type	Frequenza Frequency Hz	Tensione Voltage V	N° Giri/min RPM	Potenza Power kW	Diam. Valvola Ø FAN (mm)	dB (A)	Q air (m³/h)	Cap. (lt)	Peso Weight (kg)	IP
01	50/60	230	1380/1550	0,180/0,250	400	68	3900	3,1	22	44
03	50/60	400	1380/1520	0,180/0,250	400	68	4100	3,1	22	44



PERFORMANCE DIAGRAM

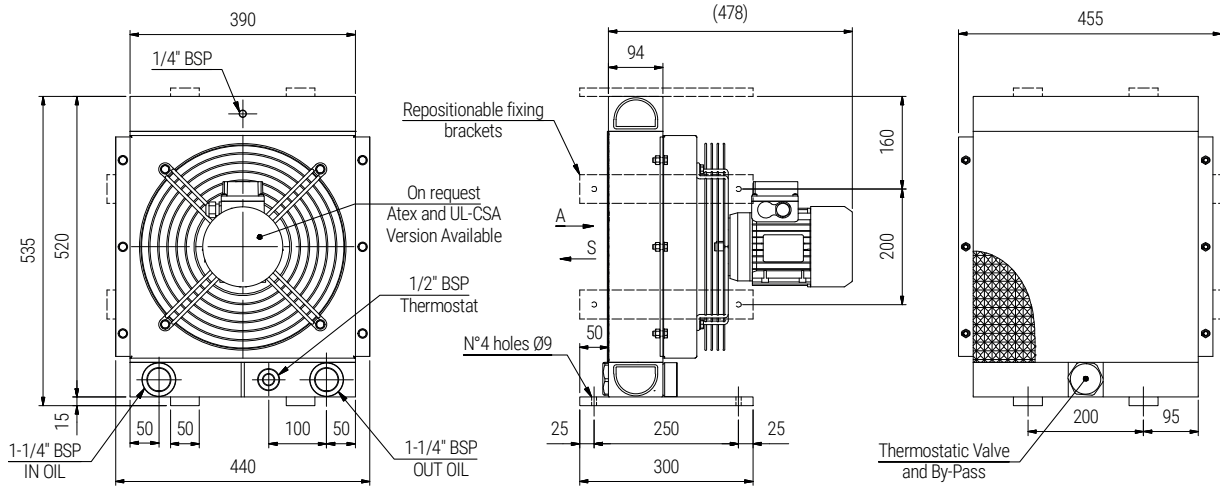


Over-all dimensions and technical characteristics are not binding


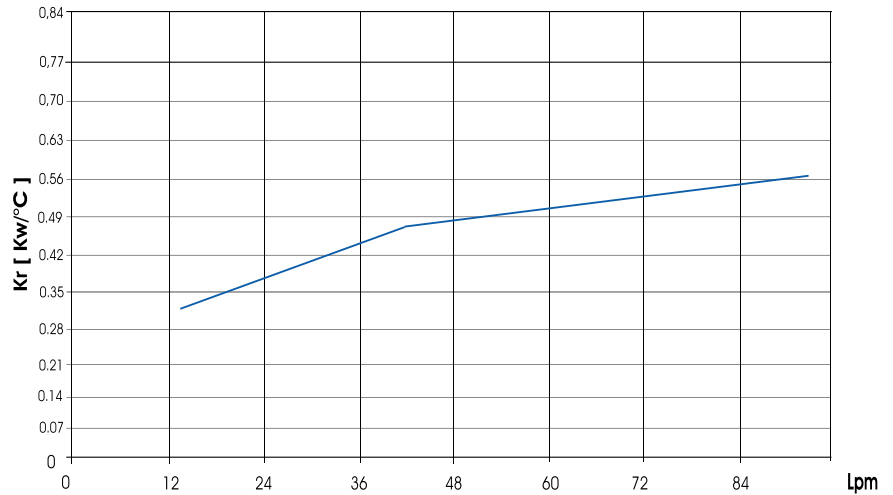
SSPV224.14 2 Pass / Technische Daten

SSPV224.14 2 Pass / Technical features

Tipologia Type	Frequenza Frequency Hz	Tensione Voltage V	N° Giri/min RPM	Potenza Power kW	Diam. Valvola Ø FAN (mm)	dB (A)	Q air (m³/h)	Cap. (lt)	Peso Weight (kg)	IP
14	50	230/400	1390	0,550	400	70	3850	3,1	27	55
14	60	276/480	1685	0,660	400	71	4030	3,1	27	55



PERFORMANCE DIAGRAM

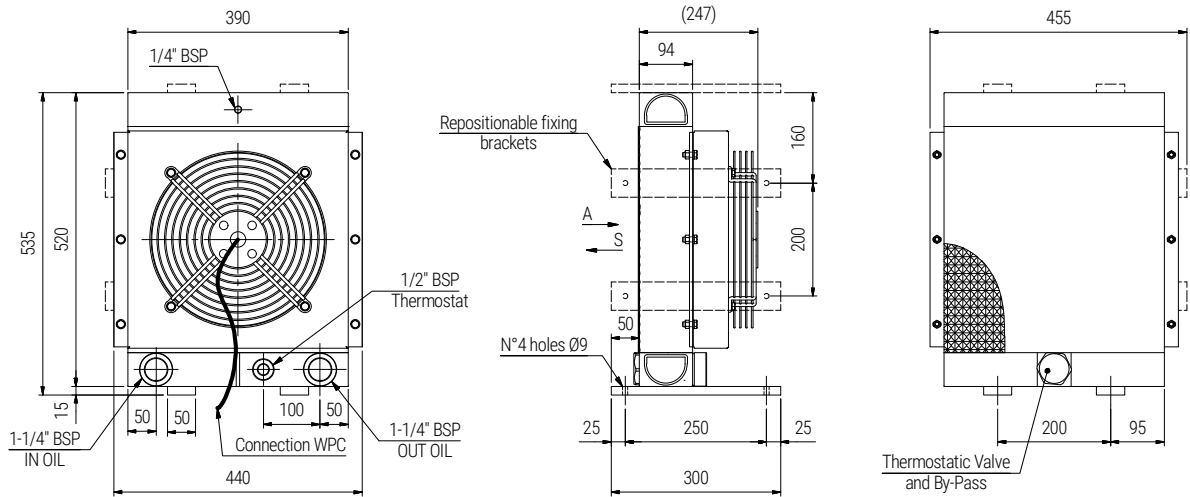


Over-all dimensions and technical characteristics are not binding


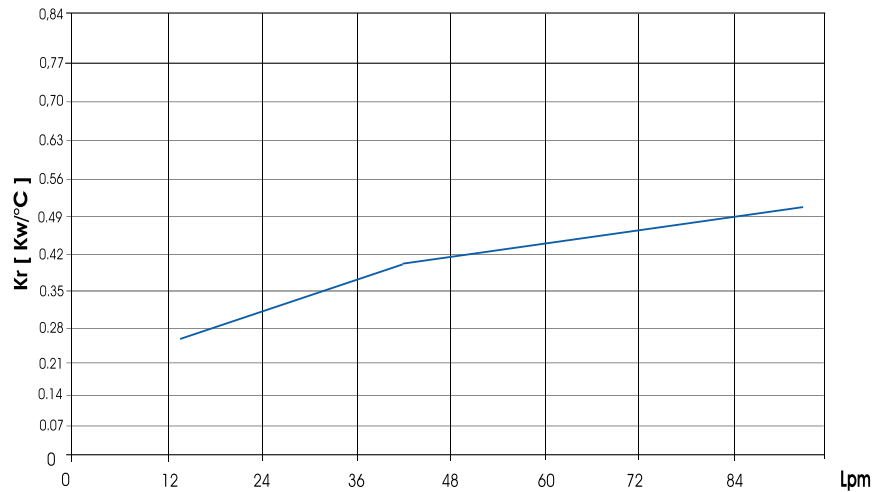
SSPV224.12 -SSPV224.24 2 Pass / Technische Daten

SSPV224.12 -SSPV224.24 2 Pass / Technical features

Tipologia Type	Frequenza Frequency Hz	Tensione Voltage V	N° Giri/min RPM	Potenza Power kW	Diam. Valvola Ø FAN (mm)	dB (A)	Q air (m³/h)	Cap. (lt)	Peso Weight (kg)	IP
12	DC	12	2248	0,151	385	77	2850	2,8	21	68
24	DC	24	2248	0,151	385	77	3000	2,8	21	68



PERFORMANCE DIAGRAM

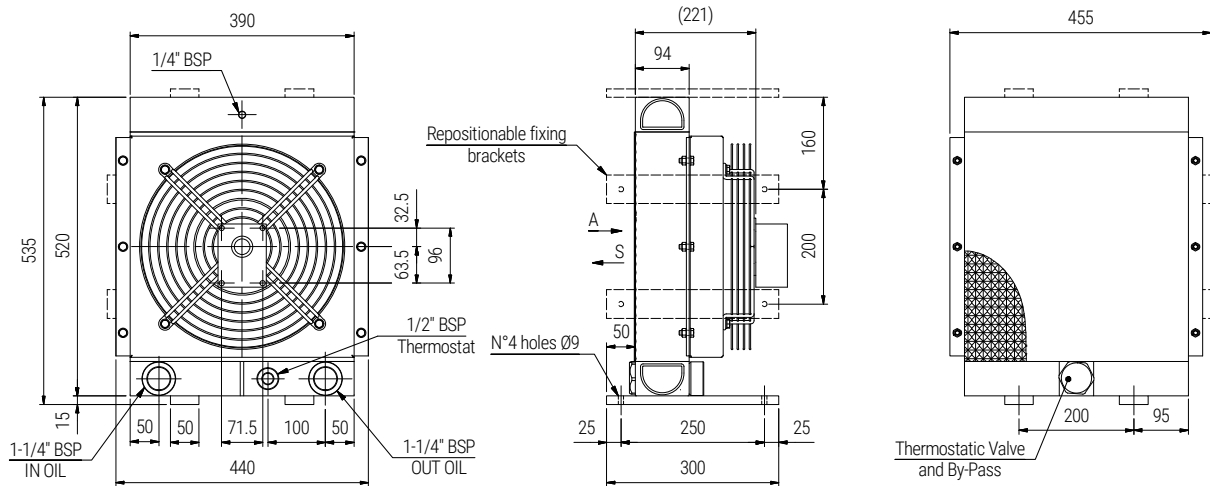


Over-all dimensions and technical characteristics are not binding


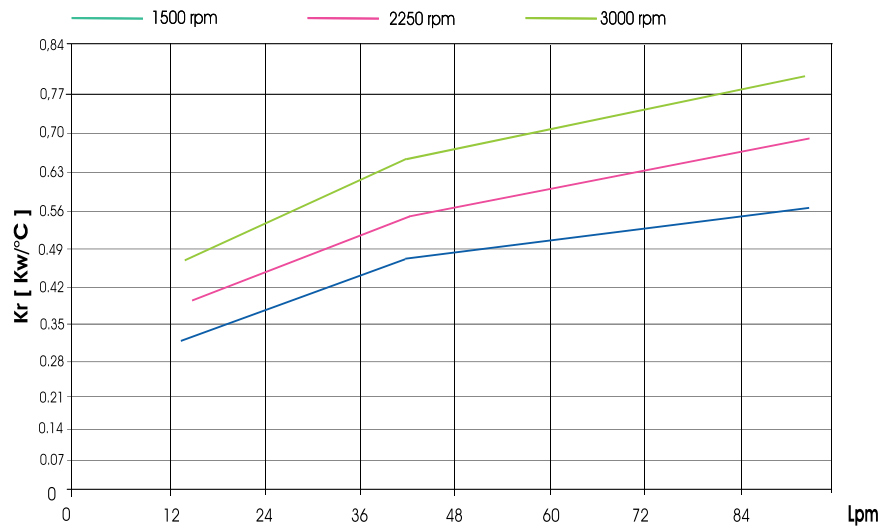
SSPV224.G2 2 Pass / Technische Daten

SSPV224.G2 2 Pass / Technical features

Tipologia Type	Frequenza Frequency Hz	Tensione Voltage V	N° Giri/min RPM	Potenza Power kW	Diam. Valvola Ø FAN (mm)	dB (A)	Q air (m³/h)	Cap. (lt)	Peso Weight (kg)	IP
G2	-	-	800/3000	-	400	-	-	3,1	23	-



PERFORMANCE DIAGRAM

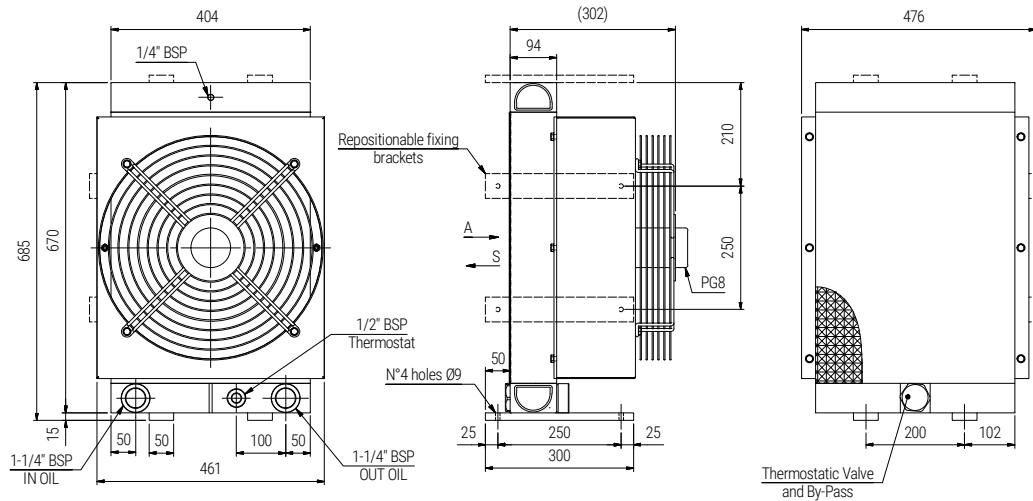


Over-all dimensions and technical characteristics are not binding


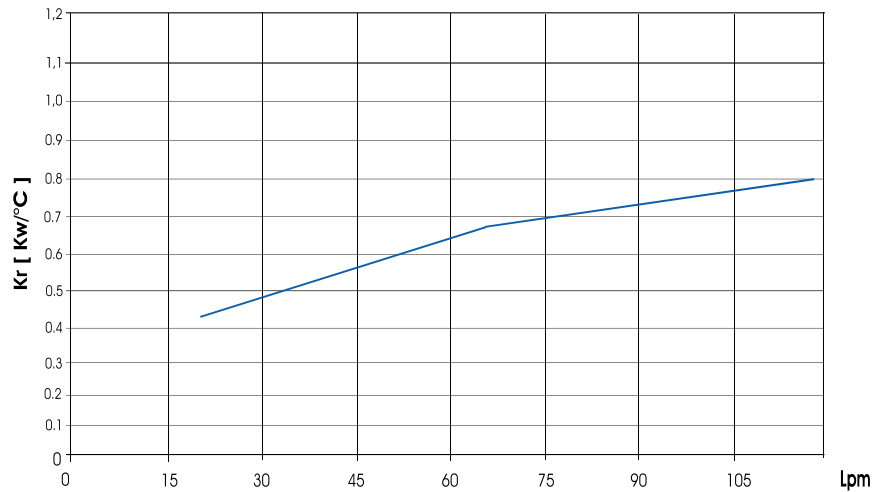
SSPV230.01 -SSPV230.03 2 Pass / Technische Daten

SSPV230.01 -SSPV230.03 2 Pass / Technical features

Tipologia Type	Frequenza Frequency Hz	Tensione Voltage V	N° Giri/min RPM	Potenza Power kW	Diam. Valvola Ø FAN (mm)	dB (A)	Q air (m ³ /h)	Cap. (lt)	Peso Weight (kg)	IP
01	50/60	230	1600/1750	0,660/0,800	450	73	6200	6,7	32	44
03	50/60	400	1600/1750	0,660/0,800	450	73	6200	6,7	32	44



PERFORMANCE DIAGRAM

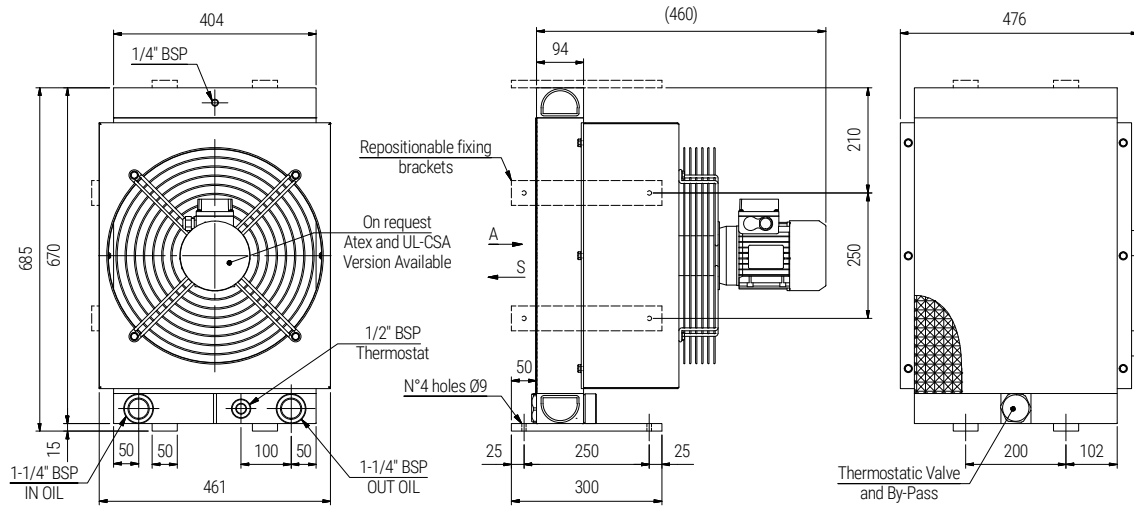


Over-all dimensions and technical characteristics are not binding


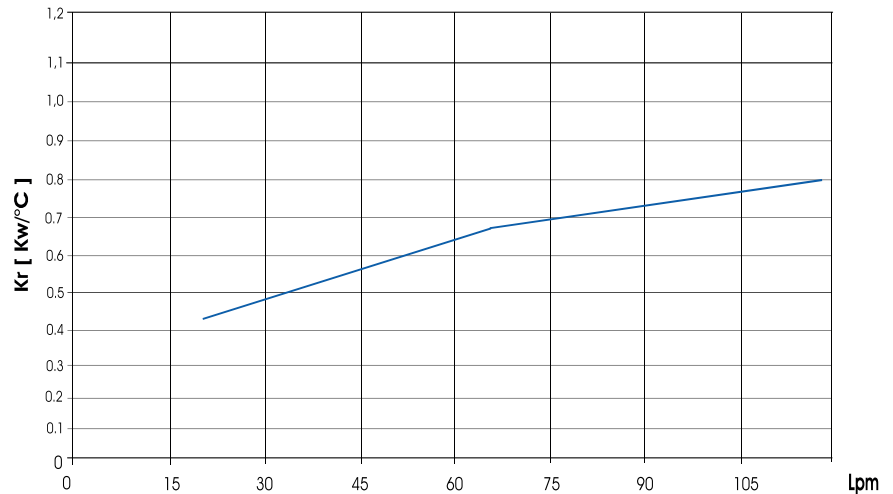
SSPV230.14 2 Pass / Technische Daten

SSPV230.14 2 Pass / Technical features

Tipologia Type	Frequenza Frequency Hz	Tensione Voltage V	N° Giri/min RPM	Potenza Power kW	Diam. Valvola Ø FAN (mm)	dB (A)	Q air (m³/h)	Cap. (lt)	Peso Weight (kg)	IP
14	50	230/400	1390	0,750	450	73	6830	6,7	36	55
14	60	276/480	1685	0,900	450	74	6980	6,7	36	55



PERFORMANCE DIAGRAM

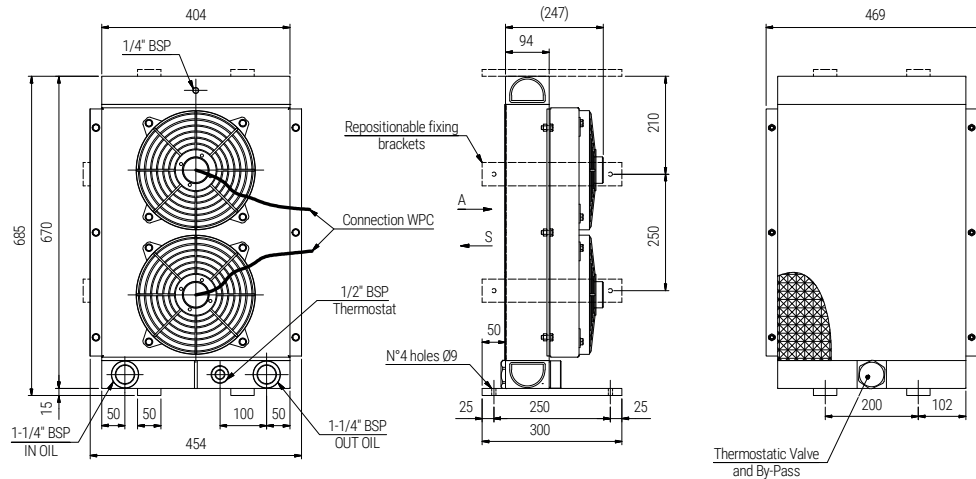


Over-all dimensions and technical characteristics are not binding


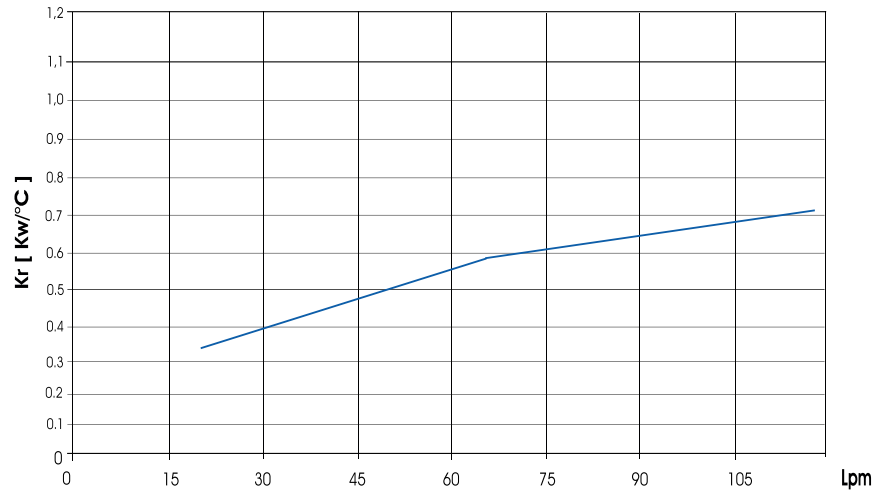
SSPV230.12 -SSPV230.24 2 Pass / Technische Daten

SSPV230.12 -SSPV230.24 2 Pass / Technical features

Tipologia Type	Frequenza Frequency Hz	Tensione Voltage V	N° Giri/min RPM	Potenza Power kW	Diam. Valvola Ø FAN (mm)	dB (A)	Q air (m ³ /h)	Cap. (lt)	Peso Weight (kg)	IP
12	DC	12	3005	0,106x2	280	74	2800	6,7	31	68
24	DC	24	3005	0,106x2	280	74	2900	6,7	31	68



PERFORMANCE DIAGRAM

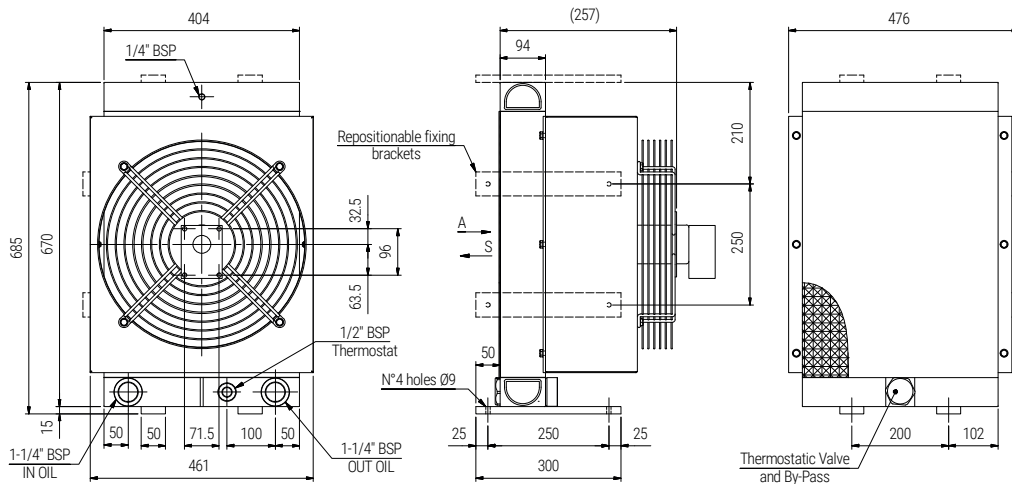


Over-all dimensions and technical characteristics are not binding


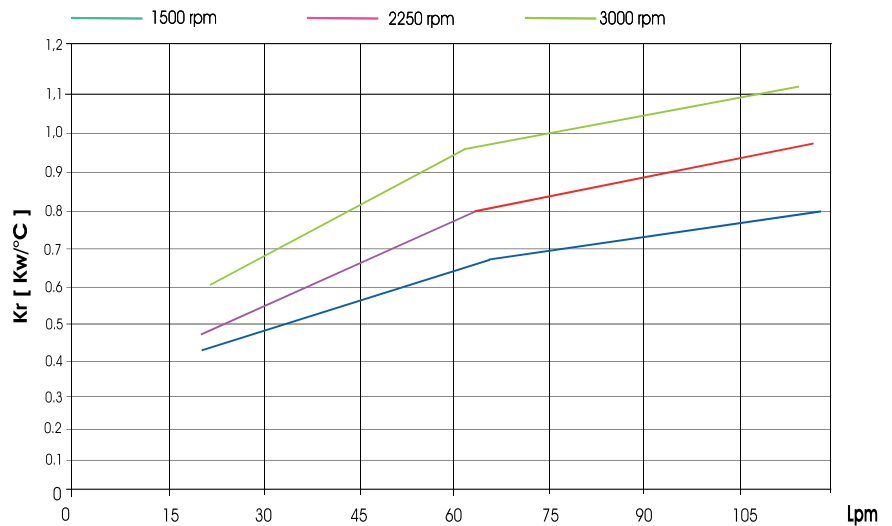
SSPV230.G2 2 Pass / Technische Daten

SSPV230.G2 2 Pass / Technical features

Tipologia Type	Frequenza Frequency Hz	Tensione Voltage V	N° Giri/min RPM	Potenza Power kW	Diam. Valvola Ø FAN (mm)	dB (A)	Q air (m ³ /h)	Cap. (lt)	Peso Weight (kg)	IP
G2	-	-	800/3000	-	450	-	-	6,7	33	-



PERFORMANCE DIAGRAM

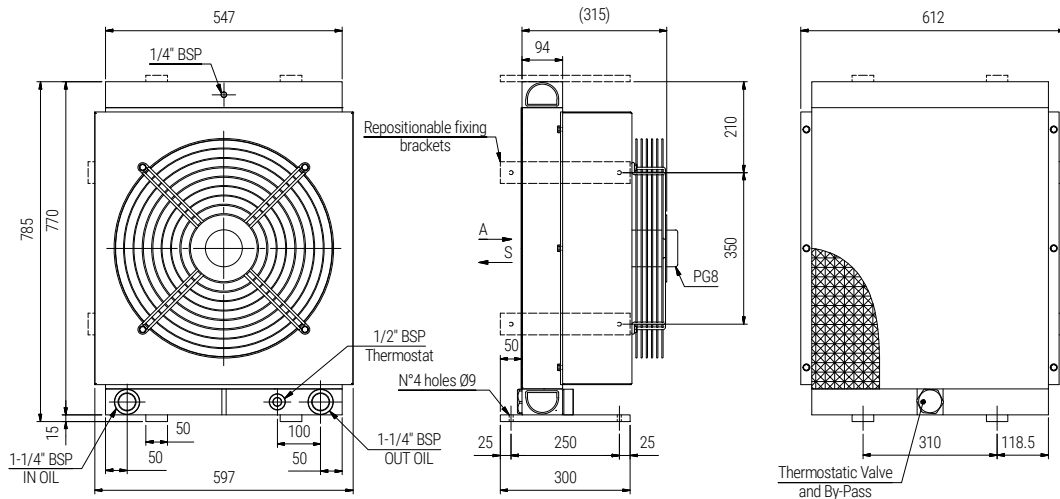


Over-all dimensions and technical characteristics are not binding


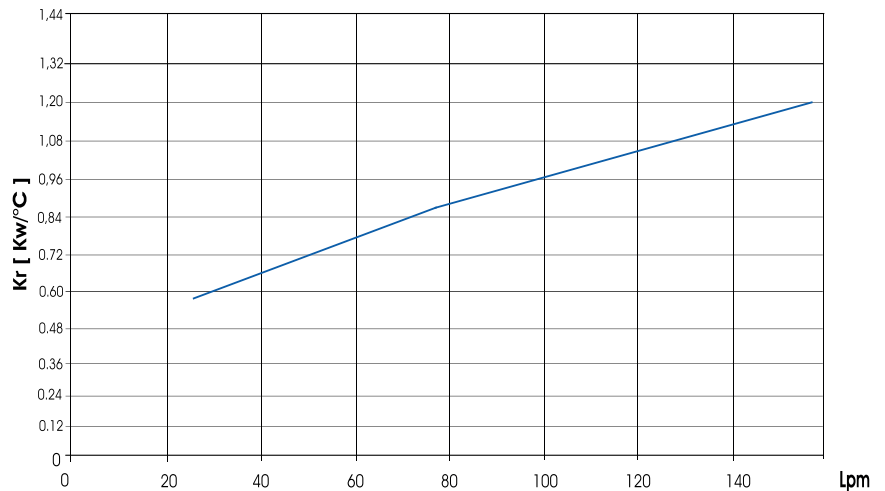
SSPV236.01 -SSPV236.03 2 Pass / Technische Daten

SSPV236.01 -SSPV236.03 2 Pass / Technical features

Tipologia Type	Frequenza Frequency Hz	Tensione Voltage V	N° Giri/min RPM	Potenza Power kW	Diam. Valvola Ø FAN (mm)	dB (A)	Q air (m³/h)	Cap. (lt)	Peso Weight (kg)	IP
01	50/60	230	1480/1620	0,670/0,800	500	83	6200	9,5	51	54
03	50/60	400	1480/1620	0,100/0,130	500	83	6200	9,5	51	54



PERFORMANCE DIAGRAM

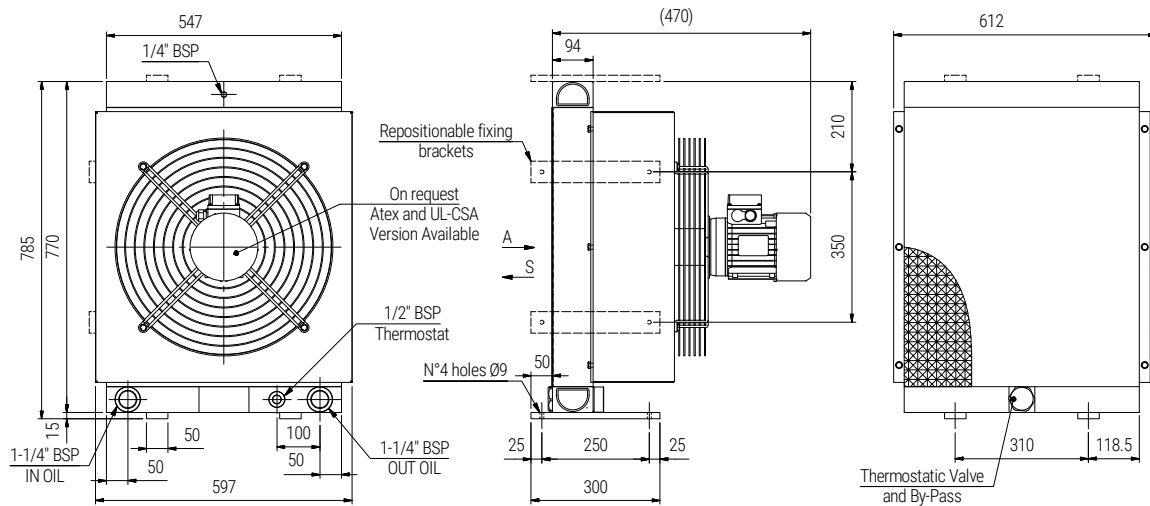


Over-all dimensions and technical characteristics are not binding


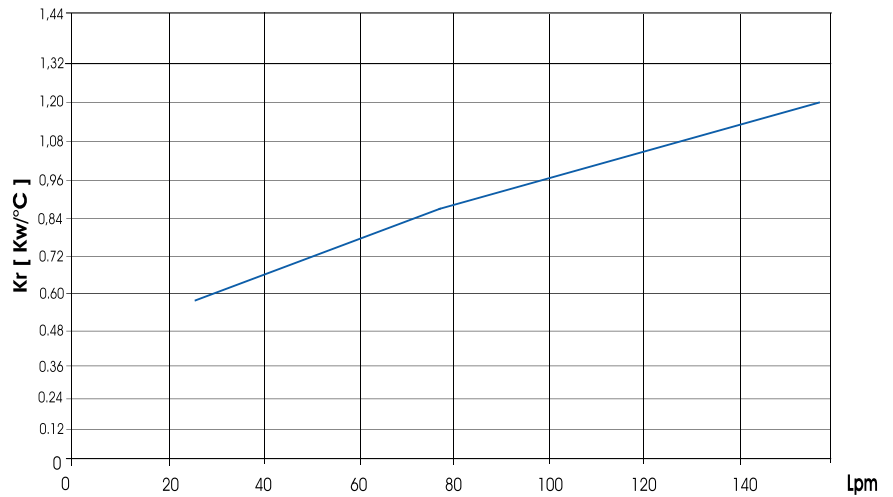
SSPV236.14 2 Pass / Technische Daten

SSPV236.14 2 Pass / Technical features

Tipologia Type	Frequenza Frequency Hz	Tensione Voltage V	N° Giri/min RPM	Potenza Power kW	Diam. Valvola Ø FAN (mm)	dB (A)	Q air (m³/h)	Cap. (lt)	Peso Weight (kg)	IP
14	50	230/400	1390	1,100	500	83	6100	9,5	59	55
14	60	276/480	1685	1,120	500	84	6300	9,5	59	55



PERFORMANCE DIAGRAM

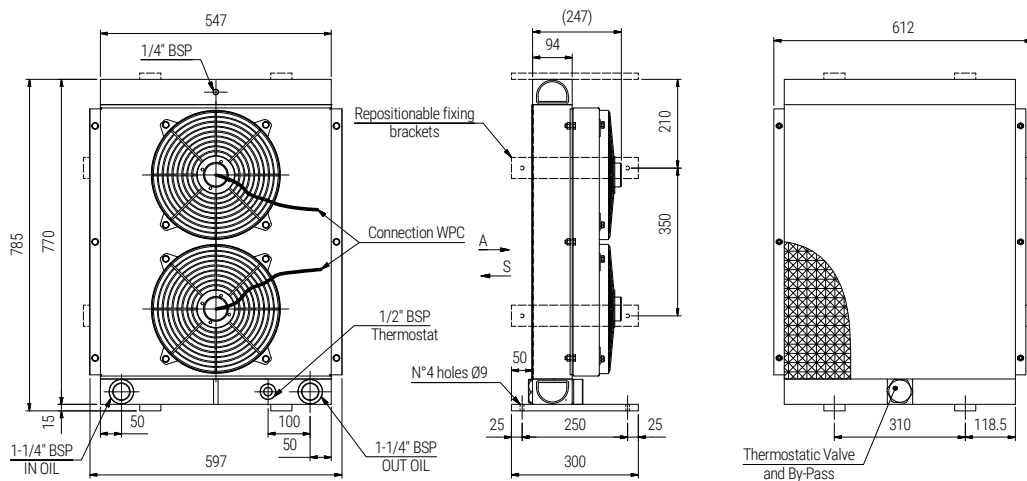


Over-all dimensions and technical characteristics are not binding


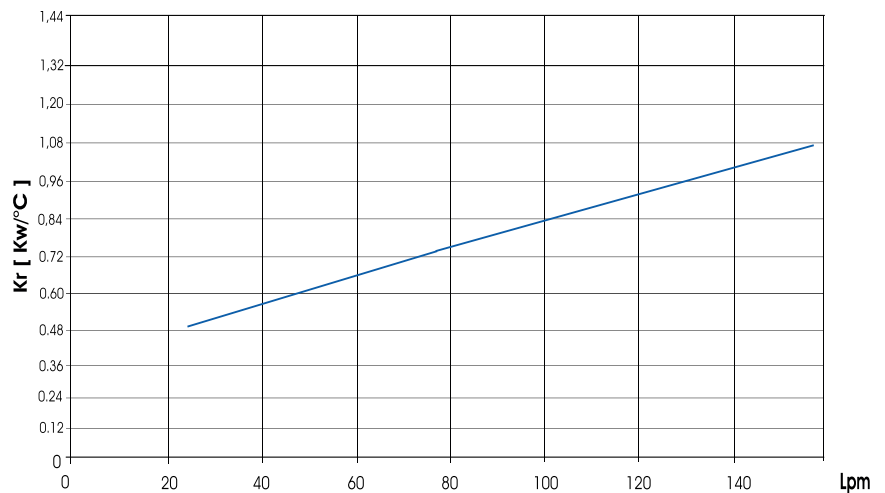
SSPV236.12 -SSPV236.24 2 Pass / Technische Daten

SSPV236.12 -SSPV236.24 2 Pass / Technical features

Tipologia Type	Frequenza Frequency Hz	Tensione Voltage V	N° Giri/min RPM	Potenza Power kW	Diam. Valvola Ø FAN (mm)	dB (A)	Q air (m ³ /h)	Cap. (lt)	Peso Weight (kg)	IP
12	DC	12	3090	0,218x2	305	84	5100	9,5	50	68
24	DC	24	3090	0,218x2	305	84	5050	9,5	50	68



PERFORMANCE DIAGRAM

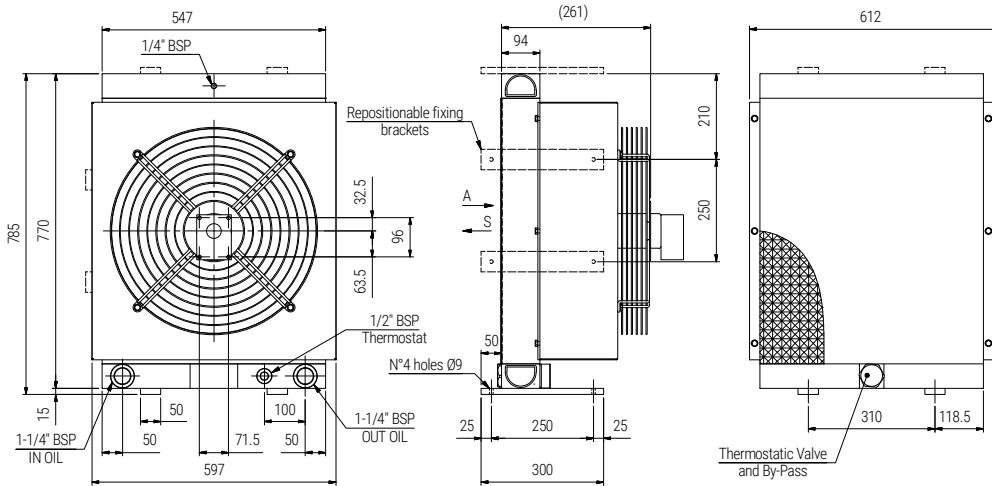


Over-all dimensions and technical characteristics are not binding


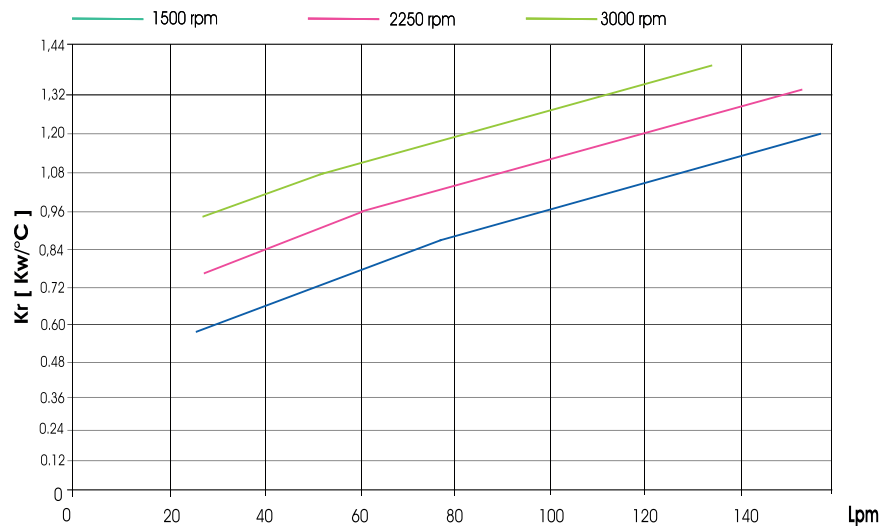
SSPV236.G2 2 Pass / Technische Daten

SSPV236.G2 2 Pass / Technical features

Tipologia Type	Frequenza Frequency Hz	Tensione Voltage V	N° Giri/min RPM	Potenza Power kW	Diam. Valvola Ø FAN (mm)	dB (A)	Q air (m ³ /h)	Cap. (lt)	Peso Weight (kg)	IP
G2	-	-	800/3000	-	500	-	-	9,5	52	-



PERFORMANCE DIAGRAM

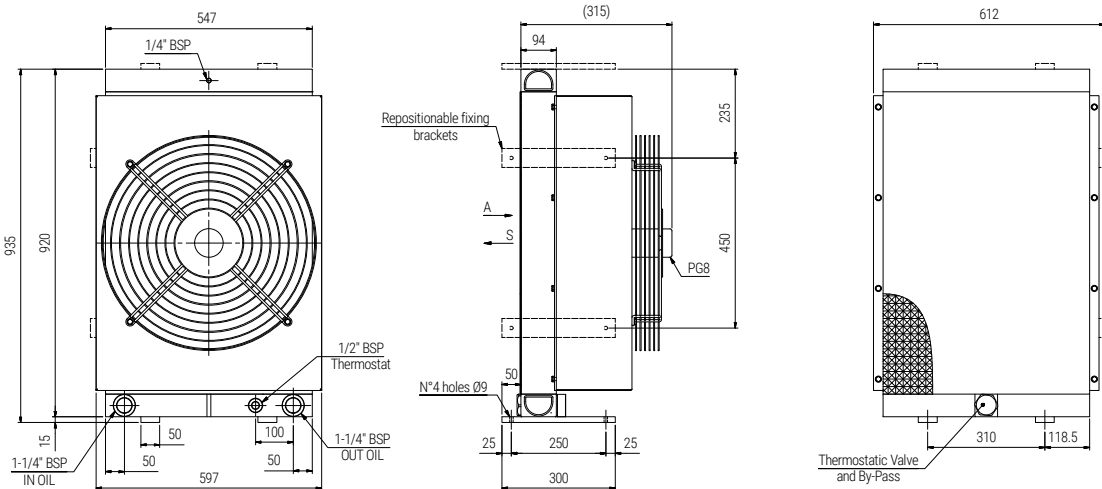


Over-all dimensions and technical characteristics are not binding


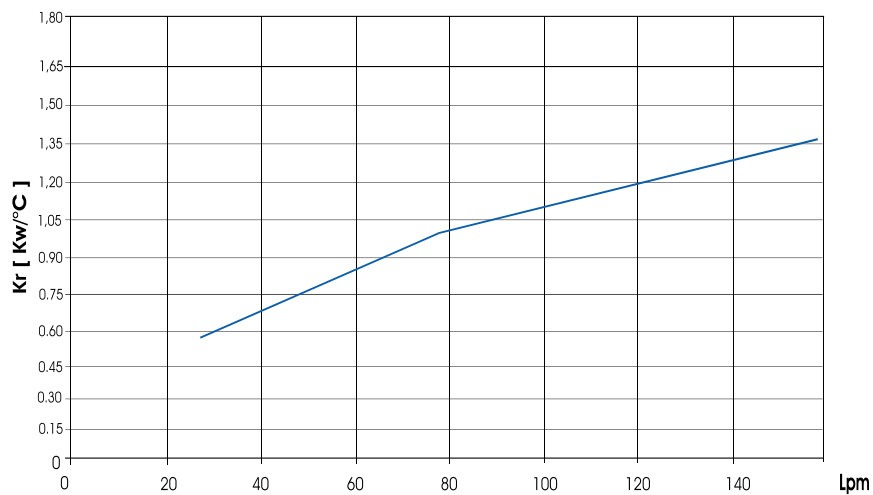
SSPV242.01 -SSPV242.03 2 Pass / Technische Daten

SSPV242.01 -SSPV242.03 2 Pass / Technical features

Tipologia Type	Frequenza Frequency Hz	Tensione Voltage V	N° Giri/min RPM	Potenza Power kW	Diam. Valvola Ø FAN (mm)	dB (A)	Q air (m³/h)	Cap. (lt)	Peso Weight (kg)	IP
01	50/60	320	1360/1520	0,750/0,980	560	84	7250	10,5	59	54
03	50/60	400	1369/1520	1,070/0,125	560	84	7250	10,5	59	54



PERFORMANCE DIAGRAM

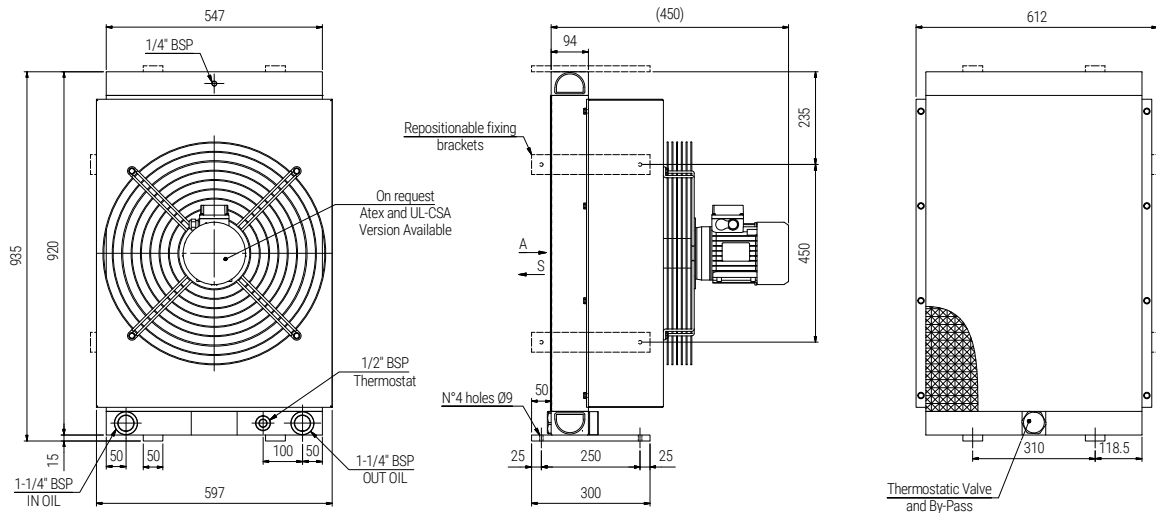


Over-all dimensions and technical characteristics are not binding


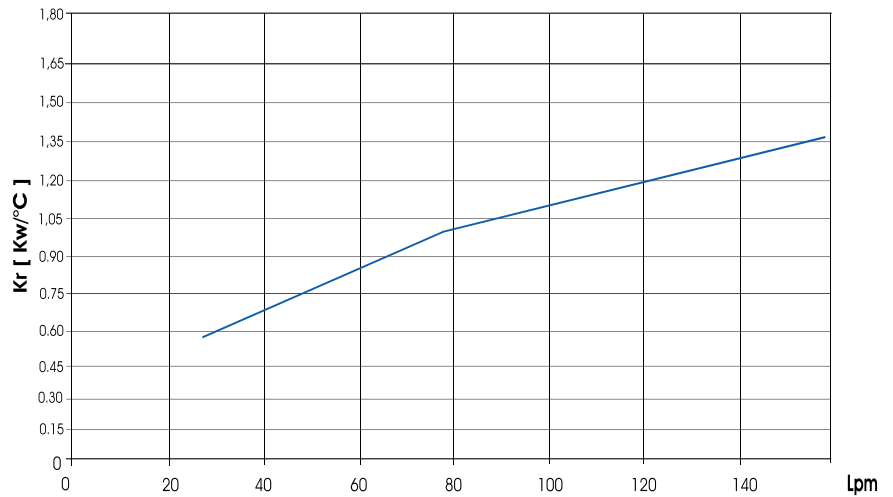
SSPV242.14 2 Pass / Technische Daten

SSPV242.14 2 Pass / Technical features

Tipologia Type	Frequenza Frequency Hz	Tensione Voltage V	N° Giri/min RPM	Potenza Power kW	Diam. Valvola Ø FAN (mm)	dB (A)	Q air (m³/h)	Cap. (lt)	Peso Weight (kg)	IP
14	50	230/400	1440	1,100	560	83	7500	10,5	64	55
14	60	276/480	1730	1,300	560	84	7500	10,5	64	55



PERFORMANCE DIAGRAM

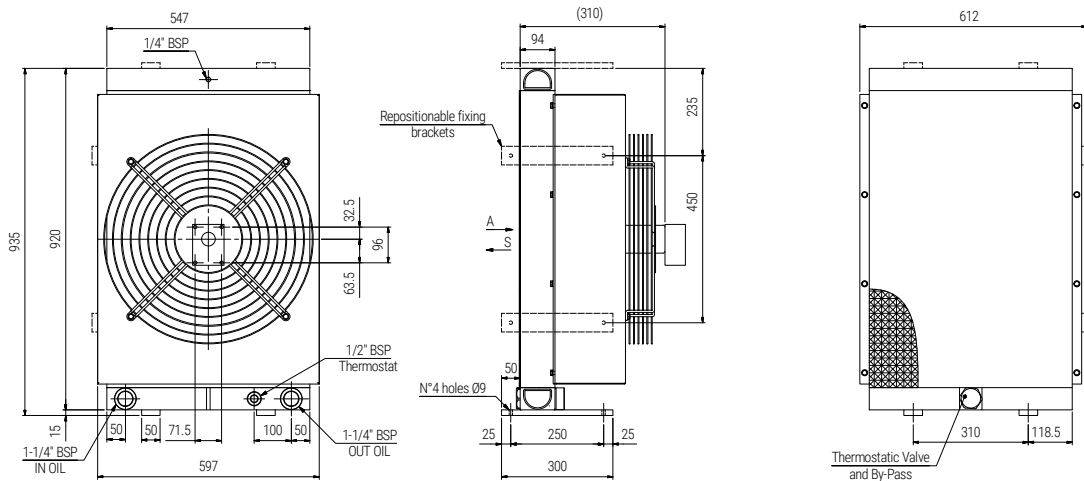


Over-all dimensions and technical characteristics are not binding


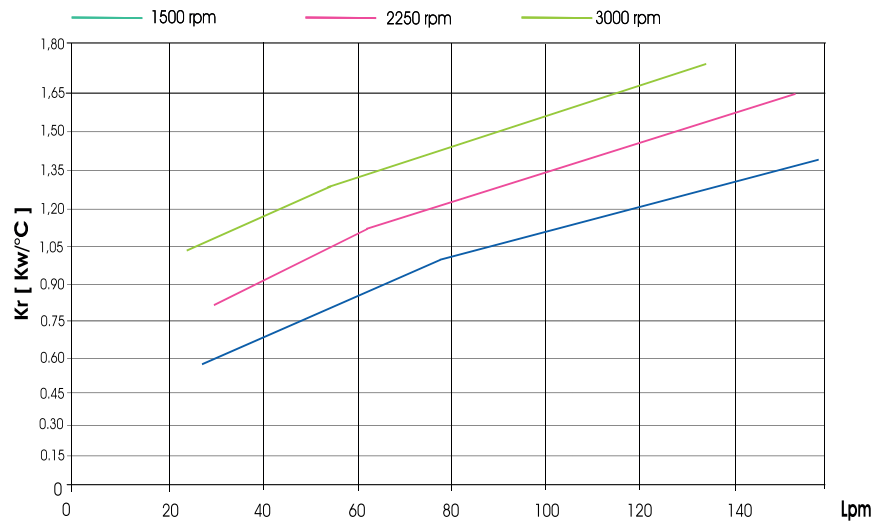
SSPV242.G2 2 Pass / Technische Daten

SSPV242.G2 2 Pass / Technical features

Tipologia Type	Frequenza Frequency Hz	Tensione Voltage V	N° Giri/min RPM	Potenza Power kW	Diam. Valvola Ø FAN (mm)	dB (A)	Q air (m ³ /h)	Cap. (lt)	Peso Weight (kg)	IP
G2	-	-	800/3000	-	560	-	-	10,5	60	-



PERFORMANCE DIAGRAM

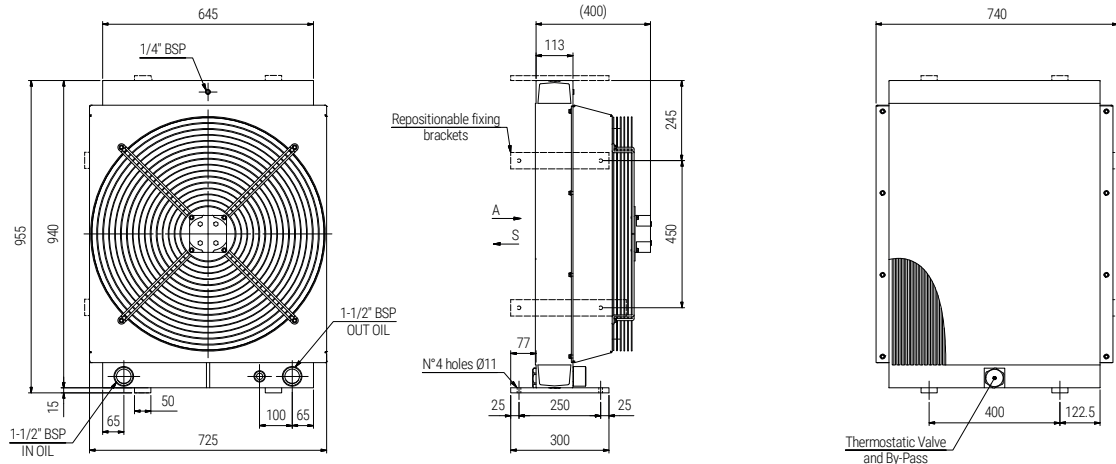


Over-all dimensions and technical characteristics are not binding


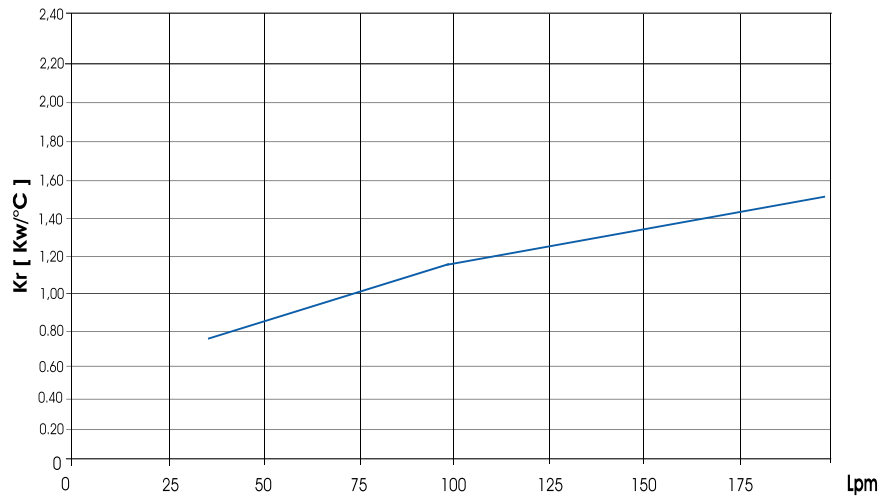
SSPV250.01 -SSPV250.03 2 Pass / Technische Daten

SSPV250.01 -SSPV250.03 2 Pass / Technical features

Tipologia Type	Frequenza Frequency Hz	Tensione Voltage V	N° Giri/min RPM	Potenza Power kW	Diam. Valvola Ø FAN (mm)	dB (A)	Q air (m³/h)	Cap. (lt)	Peso Weight (kg)	IP
01	50/60	230	910/1050	0,750/0,980	630	82	7900	14	90	54
03	50/60	400	910/1050	0,700/0,930	630	82	7950	14	90	54



PERFORMANCE DIAGRAM

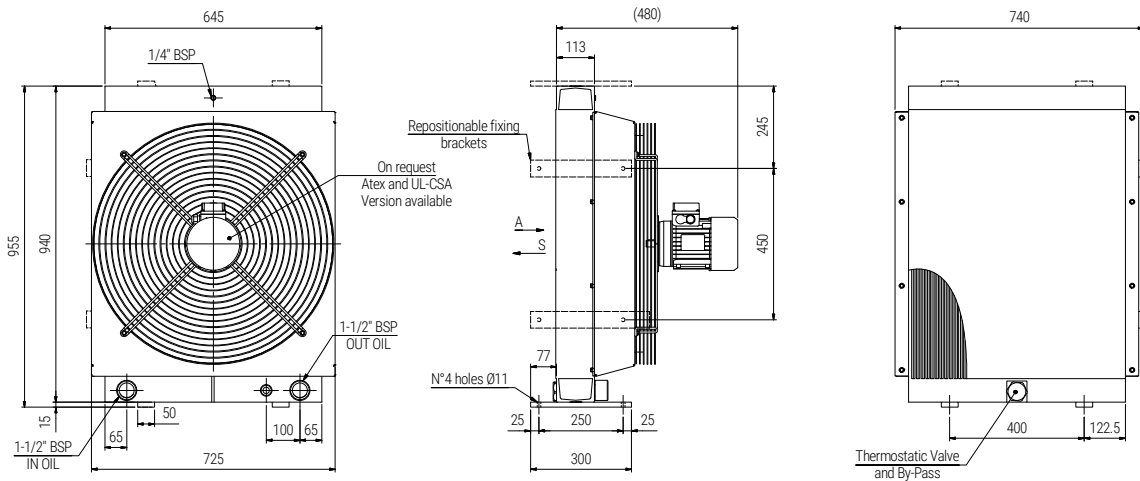


Over-all dimensions and technical characteristics are not binding


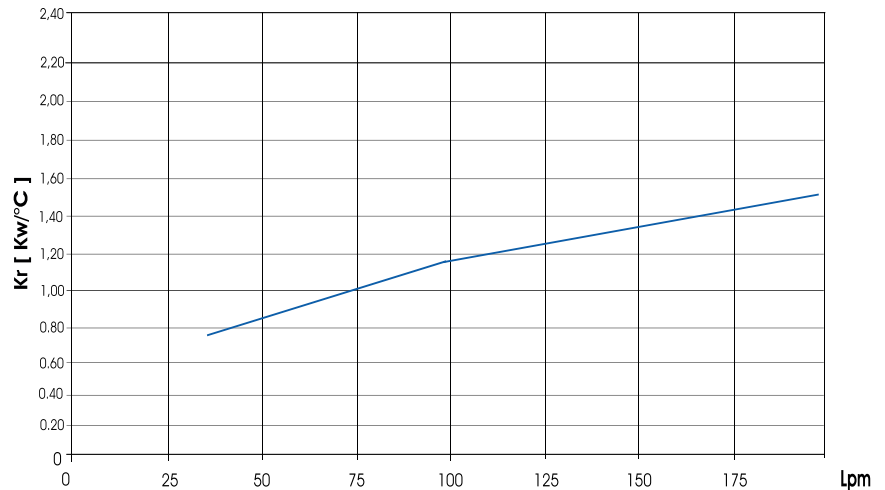
SSPV250.14 2 Pass / Technische Daten

SSPV250.14 2 Pass / Technical features

Tipologia Type	Frequenza Frequency Hz	Tensione Voltage V	N° Giri/min RPM	Potenza Power kW	Diam. Valvola Ø FAN (mm)	dB (A)	Q air (m³/h)	Cap. (lt)	Peso Weight (kg)	IP
14	50	230/400	840	1,100	630	88	7900	14	90	55
14	60	276/480	1125	1,300	630	88	8100	14	90	55



PERFORMANCE DIAGRAM

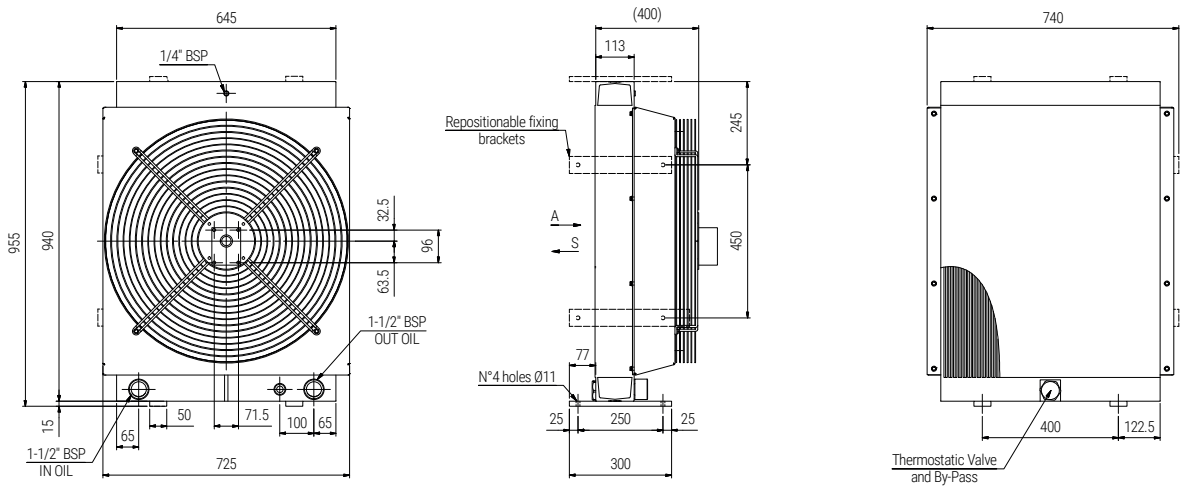


Over-all dimensions and technical characteristics are not binding


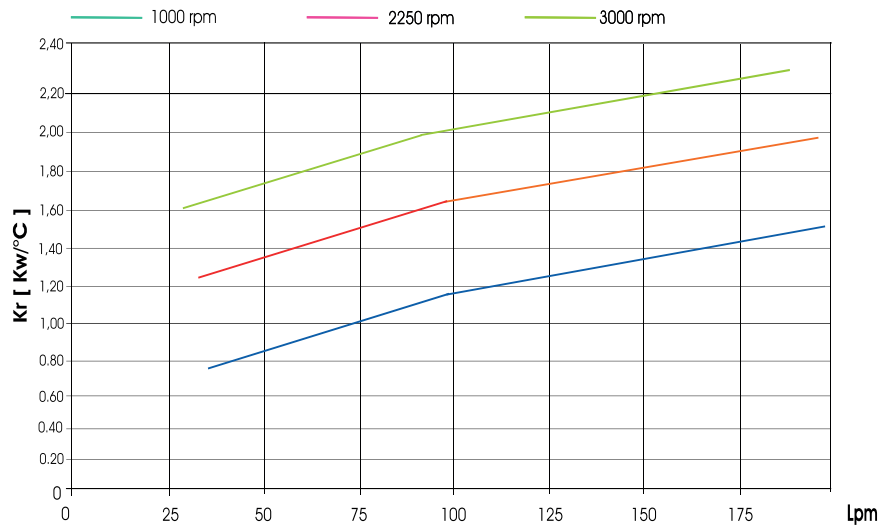
SSPV250.G2 2 Pass / Technische Daten

SSPV250.G2 2 Pass / Technical features

Tipologia Type	Frequenza Frequency Hz	Tensione Voltage V	N° Giri/min RPM	Potenza Power kW	Diam. Valvola Ø FAN (mm)	dB (A)	Q air (m³/h)	Cap. (lt)	Peso Weight (kg)	IP
G2	-	-	800/2800	-	630	-	-	14	90	-



PERFORMANCE DIAGRAM

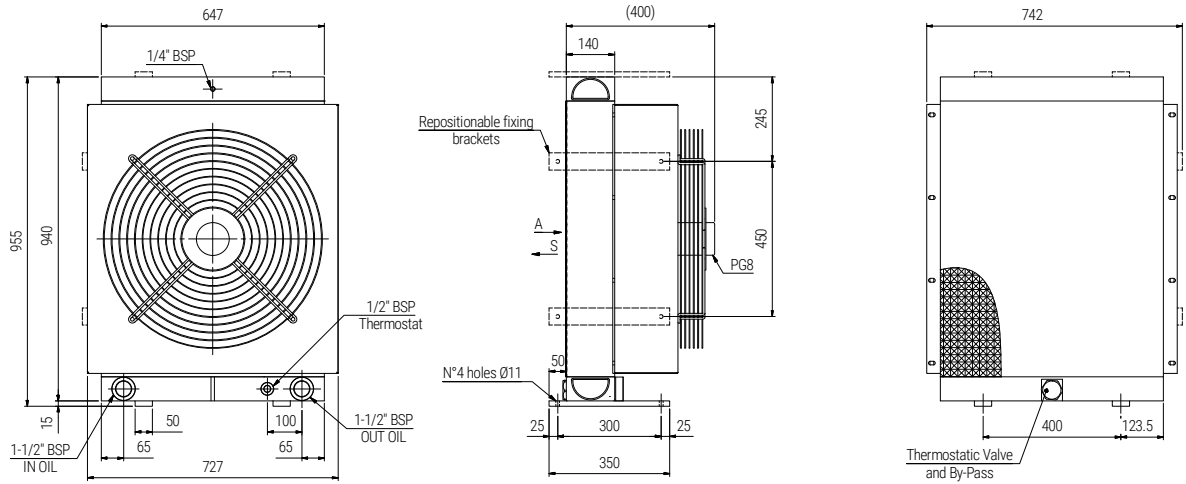


Over-all dimensions and technical characteristics are not binding


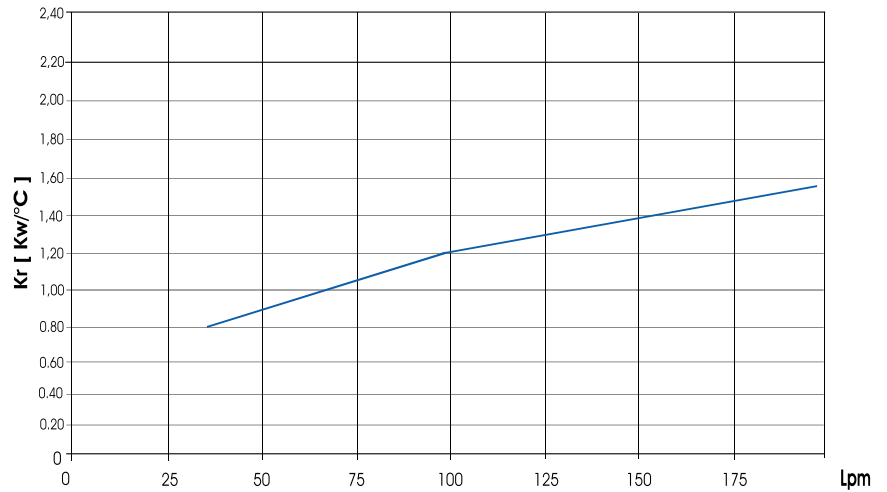
SSPV252.01 -SSPV252.03 2 Pass / Technische Daten

SSPV252.01 -SSPV252.03 2 Pass / Technical features

Tipologia Type	Frequenza Frequency Hz	Tensione Voltage V	N° Giri/min RPM	Potenza Power kW	Diam. Valvola Ø FAN (mm)	dB (A)	Q air (m ³ /h)	Cap. (lt)	Peso Weight (kg)	IP
01	50/60	230	910/1050	0,750/0,980	630	82	7900	17,5	96	54
03	50/60	400	910/1050	0,700/0,930	630	82	7950	17,5	96	54



PERFORMANCE DIAGRAM

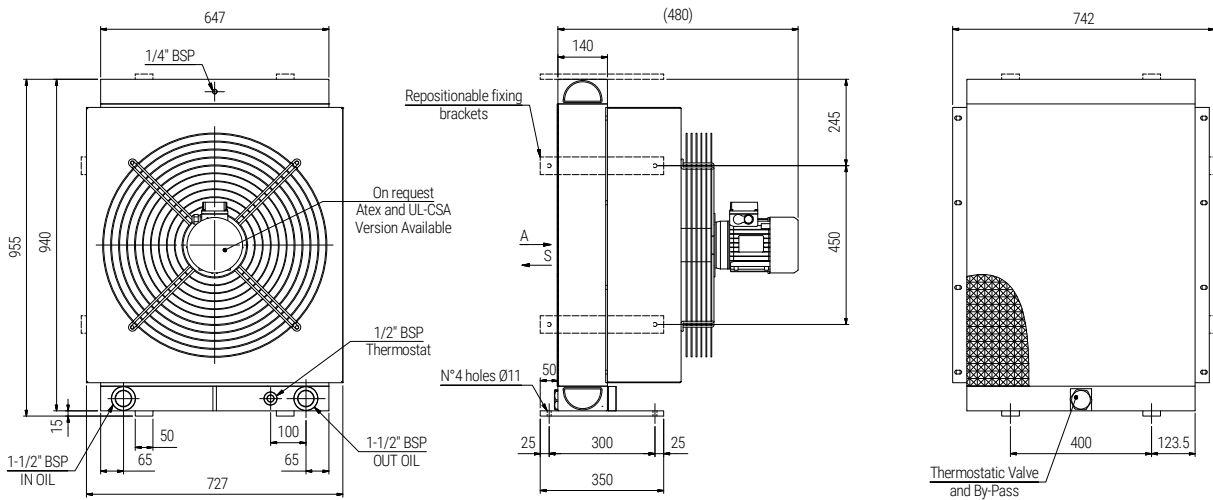


Over-all dimensions and technical characteristics are not binding


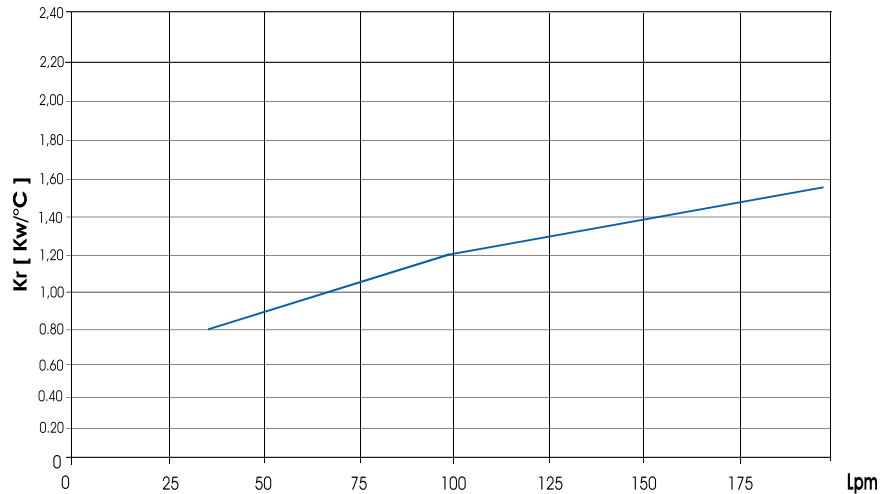
SSPV252.14 2 Pass / Technische Daten

SSPV252.14 2 Pass / Technical features

Tipologia Type	Frequenza Frequency Hz	Tensione Voltage V	N° Giri/min RPM	Potenza Power kW	Diam. Valvola Ø FAN (mm)	dB (A)	Q air (m³/h)	Cap. (lt)	Peso Weight (kg)	IP
14	50	230/400	840	1,100	630	88	7900	17,5	98	55
14	60	276/480	1125	1,300	630	88	8100	17,5	98	55



PERFORMANCE DIAGRAM

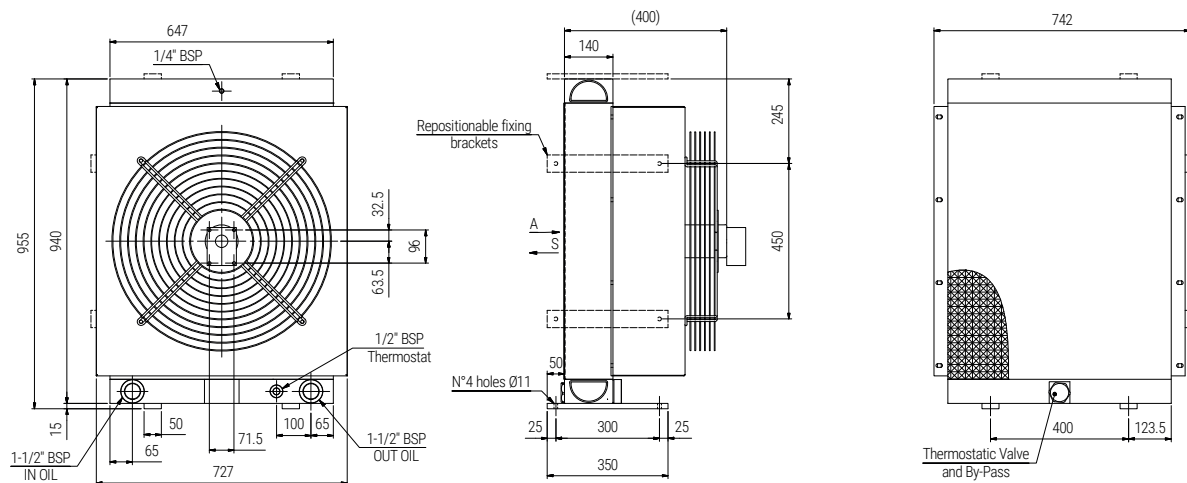


Over-all dimensions and technical characteristics are not binding


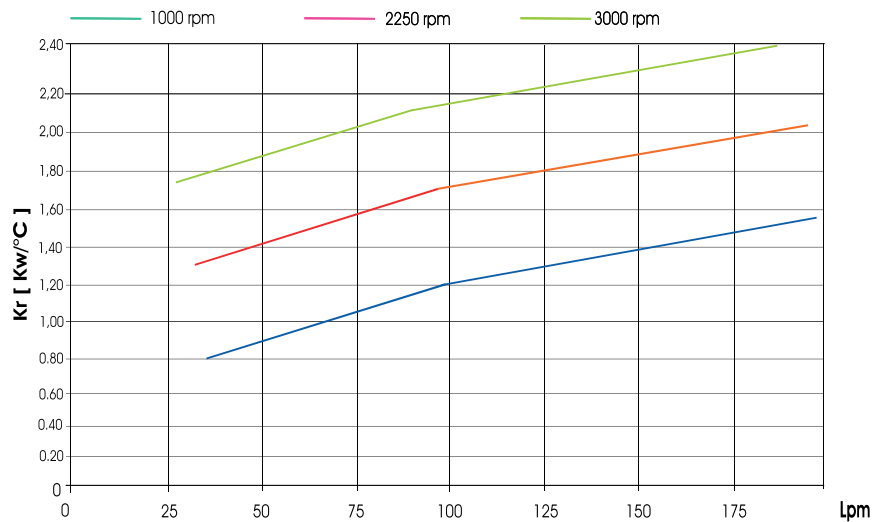
SSPV252.G2 2 Pass / Technische Daten

SSPV252.G2 2 Pass / Technical features

Tipologia Type	Frequenza Frequency Hz	Tensione Voltage V	N° Giri/min RPM	Potenza Power kW	Diam. Valvola Ø FAN (mm)	dB (A)	Q air (m³/h)	Cap. (lt)	Peso Weight (kg)	IP
G2	-	-	800/2800	-	630	-	-	17,5	95	-



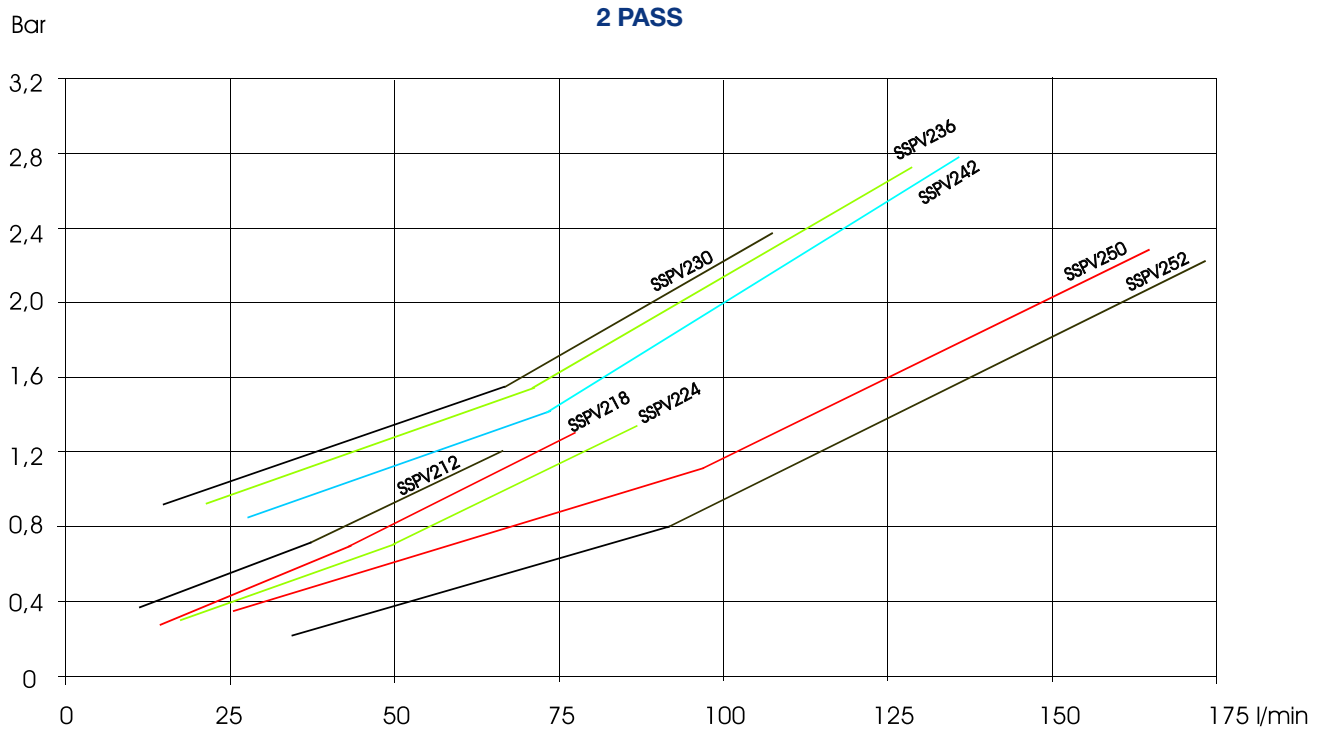
PERFORMANCE DIAGRAM



Over-all dimensions and technical characteristics are not binding

Druckverlust

Pressure drop

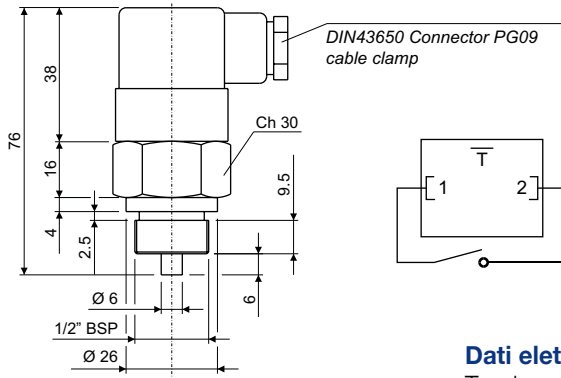


Correction Factor (F) - Pressure drop

CST	10	15	20	30	40	50	60	80	100	200	300
F	0,5	0,65	0,77	1	1,2	1,4	1,6	1,9	2,1	3,3	4,3

Zubehör Accessories

BIMETALLIC FIXED TEMPERATURE SWITCH



Note: Assemble switch to the heat exchanger with a copper flat washer

Switch part number	Working temperature	Contact
T01	36-26°C	
T02	43-33°C	
T03	52-42°C	
T04	65-55°C	NA/NO
T05	75-65°C	
T06	85-75°C	
T07	95-85°C	

NA = normalmente aperto
NO = normally open

Dati elettrici / Electrical data

Tensione max. / Max. voltage
Corrente max. / Max. current
Tolleranza intervento / Tolerance
Differenziale fisso max. / Max. fixed hysteresis
Connessione elettrica / Electrical connection
Protezione elettrica / Protection degree
Temperatura max. / Max. temperature

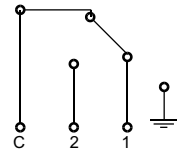
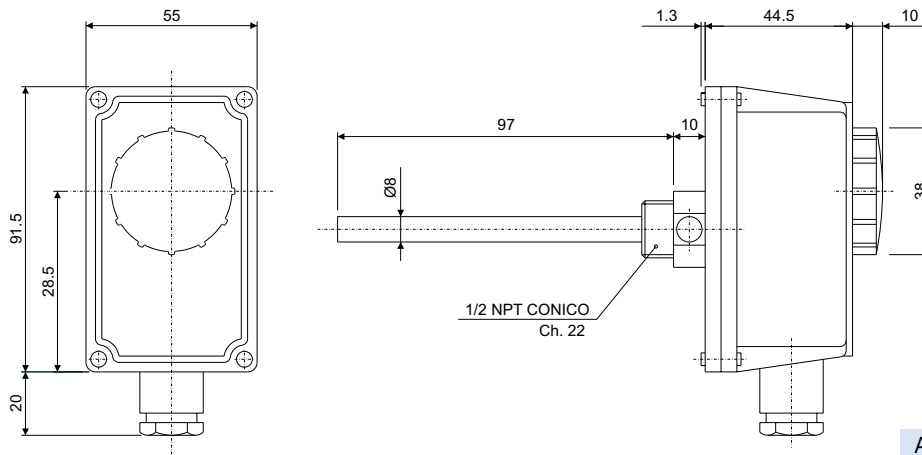
250Vca
10A
±5°C
15°C
DIN43650
IP65
130°C

Materiali / Materials

Corpo / Body
Contatti / Contacts

Ottone / Brass
Argentati / Silver plated

TEMPERATURE SWITCH



Morsetto 1: apre il circuito all'aumentare della temperatura
Morsetto 2: chiude il circuito all'aumentare della temperatura
Comune: entrata comune

Adjustable switch part number

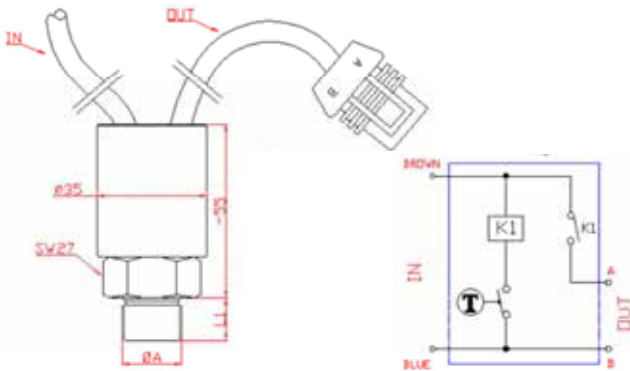
Dati elettrici / Electrical data

Campo di regolaz. temp. / Temperature range
Tolleranza / Tolerance
Differenziale / Temperature differential
Grado di protezione / Degree of protection
Classe di isolamento / Insulation class
Gradiente termico / Temp. rate of change
Temperatura max. testa / Max. head temperature
Temperatura max. bulbo / Max. sensing bulb temp.
Temperatura di stoccaggio / Storage temperature
Costante di tempo / Time constant
Portata sui contatti / Contacts rating
Uscita / Output
Tipo di azione / Switch action
Situazione di installaz. / Installation location
Passacavo / Fairlead type

0°±90°C
±5k
6±2k
IP 40
I
<1k/min
80°C
125°C
-15°C 55°C
<1'
C-1:10(2.5)A/250V~ C-2:6(2.5)A/250V~
cutoff or switching contacts
1B
ambiente normale / normal environment
M20x1.5

Zubehör Accessories

TEMPERATURE SWITCH WITH INTEGRATED RELAY



Switch part number	A	Description
T10	1/2" BSP	70-60 24V
T11		60-50 24V
T12		50-40 24V
T13		70-60 12V
T14		60-50 12V
T15	50-40 12V	Temperature switch with relay

Standard connector



Opzionale / Optional

KIT-WPC-M

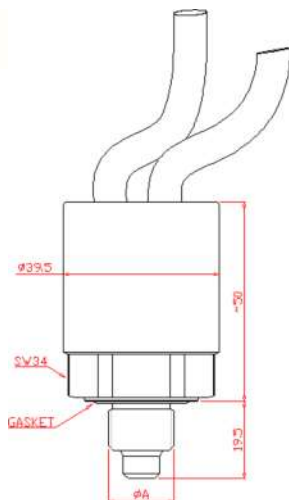


Dati elettrici / Electrical data

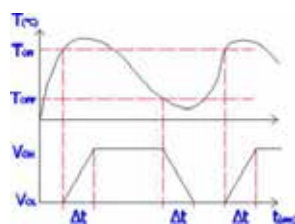
Portata elettrica / Electrical rating	30 @ 12VDC / 30 @ 24VDC
Temperatura utilizzo / Fluid temperature range	-30/+130 °C (-22/+266°F)
Contatti elettrici / Electrical contact	Placcato argento / Silver plated
Configurazione elettrica / Electrical configuration	Apertura normale / Normal open
Protezione elettrica / Protection degree	Standard IP67
Tolleranza di commutazione / Intervention tolerance	±4,5 °C
Isteresi / Hysteresis	~15 °C

ELECTRONIC THERMOSTAT WITH INTEGRATED SOFT STARTER CONTROL FOR DIRECT CURRENT LOADS.

N/OFF control 12 ÷ 24VDC / 20A



Timing diagram



Switch part number	A	Description
T16	1/2" BSP	50-40 12-24V
T17		60-50 12-24V

Standard connector



Opzionale / Optional

KIT-WPC-M

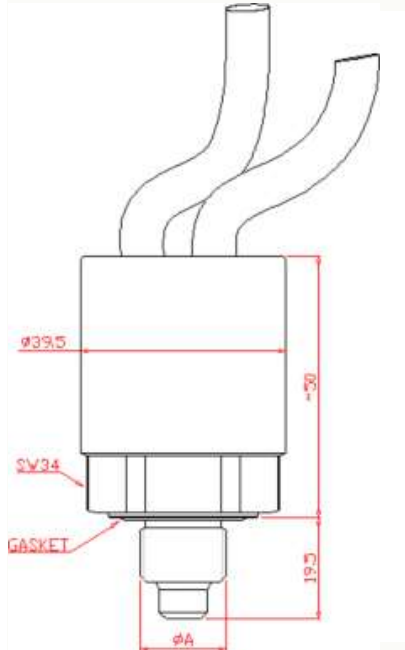


Dati elettrici / Electrical data

Configurazione elettrica / Electrical configuration	NO (standard) - NC (a richiesta/on request)
Tensione alimentazione / Supply voltage	12÷24Vdc
Massima corrente / Maximum load	20A
Protezione elettrica / Electrical protection	IP67 - DIN40050
Temperatura impiego / Environmental temperature	-20÷ +80°C
Temperatura di stoccaggio / Stacking temperature	-30÷ +90°C
Tolleranza di commutazione / Switching tolerance	±3,5°C with ΔT ~1°C/min and environmental temperature 20÷25°C
Pressione massima/ Max pressure	200 bar
Housing / Housing	Ottone / Brass
Guarnizione OR / OR gasket	NBR
Connessione elettrica / Electrical connection	Supply: bipolar wire length = 70cm (brown: positive / blu: negative) Load: bipolar wire length = 25cm with Metripack S280 female connector (terminal A: positive / B: negative)

Zubehör Accessories

THERMOSTAT WITH SPEED REGULATOR AND REVERSE ROTATION PROGRAM



Switch part number	A	Description
T18	1/2" BSP	60-45 12-24V
T19		65-50 12-24V

Standard connector



Opzionale / Optional

KIT-WPC-M



Caratteristiche Tecniche / Technical Features

Working temperature	-20°C ÷ +100°C
Switching accuracy	± 2°C
Peso/ Weight	0,3 Kg
Body	in brass hexagonal, KEY34 with integral seal DIN
Electric features	Direct control to the electric engine for limiting the starting torque and the excessive energy during starting Standard execution power supply: 12-24 VDC Max load on contacts: 25A Electric protection according to DIN 40050, IP67
Standard electric wiring	Power supply: bipolar wire 1mm Signal: bipolar wire 0.35mm without connector
Garanzia/ Warranty	vedi pagina dedicata / see dedicated page
Parti di ricambio / Spare parts	vedi pagina dedicata / see dedicated page
Also Available	Different wire length Special electrical connection CU-TR for Russian market

On the instrument are settled the value of engine's start and the value at which the engine reaches the max speed. Within these values of temperature the engine speed adapts automatically to every temperature variations. The electric engine starts in a "soft-start" condition, with a progressive increase of the rotation during 30" or following a specific request indicated by the customer before the order. In addition this series includes a timed program that reverses the rotation of the engine: after 9 minutes of operative direction of rotation the engine stops, within 15" restarts and rotate for 60" with the opposite direction of rotation, then stops again and restart with the operative direction of rotation for 9 minutes. The instrument is made in one part in Brass that will be connected directly in contact with the fluid that need to be checked.

Nutzung und Wartung

Use and maintenance

INSTALLATION

Air/oil heat exchangers are generally used for cooling oleodynamic equipments linked on the exhaust line where the exercise pressure isn't over 25 bar (max pressure admitted for air/oil heat exchangers). If the exhaust pressure is over 25 bar (flow multiplication, oil viscosity) the heat exchangers are placed into independent cooling systems with recirculation pump and by-pass.

It's advisable to mount the heat exchangers on anti-vibrants and to link inlets and outlets with flexible tubing. The heat exchangers must be installed in order that there aren't obstacles to the air flow: the anterior and posterior distance has to be as much or superior to the radius of the fan mounted (scheme 2).

If the oleodynamic equipment is placed in environments where the oil temperature is subject to high temperature range it's advisable to mount a by-pass valve since with low temperatures oil viscosity rises considerably causing high pressure drops that, in most cases, are bigger than the max pressure allowed. (scheme 1)

ELECTRIC PART LINKING

Please be sure that Tension V, frequency Hz and rotation direction of the electric fan are as shown by the plate mounted on the heat exchangers. Follow accurately what's written in the electric scheme attached (scheme 3).

AIR SIDE MAINTENANCE

Disconnect electrically the heat exchanger. Disassemble the conveyor, electric fan and thermostat (if present). All the impurities can be removed with a warm water jet paying attention that its direction is parallel to the fins to help with the discharge of the dirt.

OIL SIDE MAINTENANCE

Disconnect hydraulically the heat exchanger; flux against the flow the heat exchanger with degreasing substances not aggressive for aluminium.

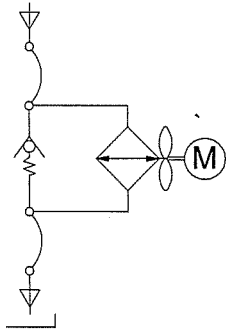
The intensity of the dirt will determine the duration of this operation that usually lasts from 15 to 30 minutes. In case the desired cleaning isn't achieved repeat the operation as many times as needed.



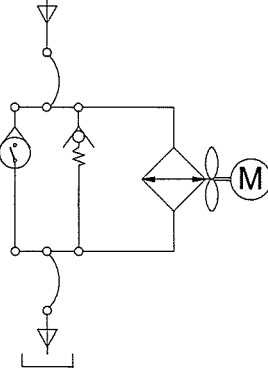
SSPV Serie / Schema

SSPV Series / Scheme

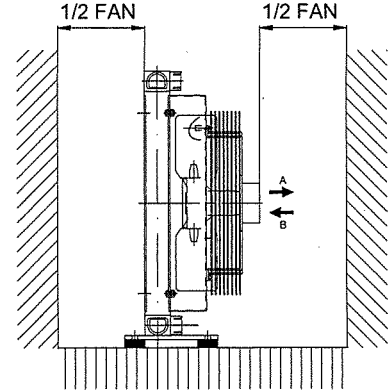
1 SSV / SSPV



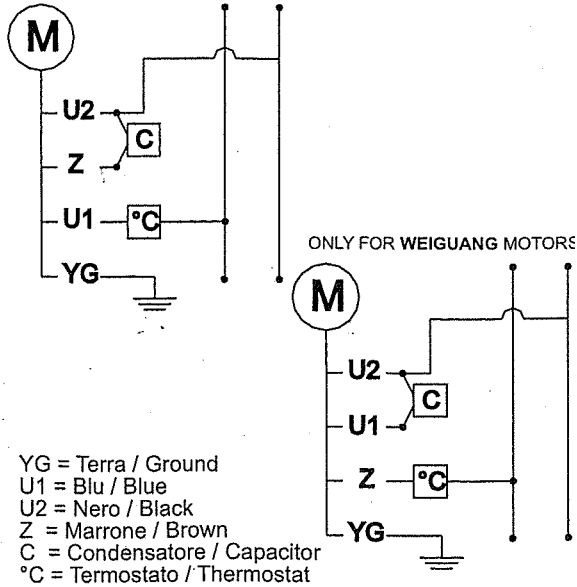
SSV / SSPV



2

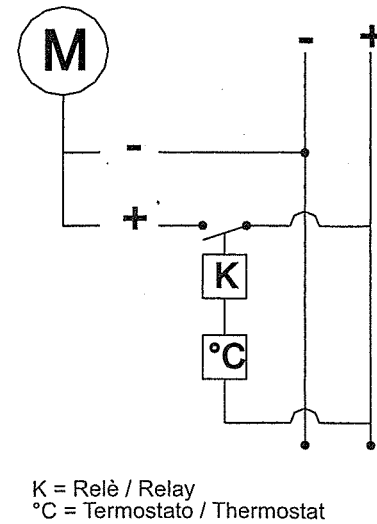


230 V AC MON. ELECTRIC WIRING

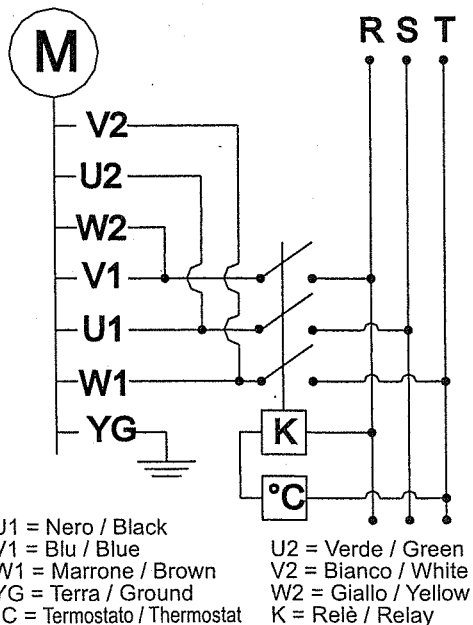


3

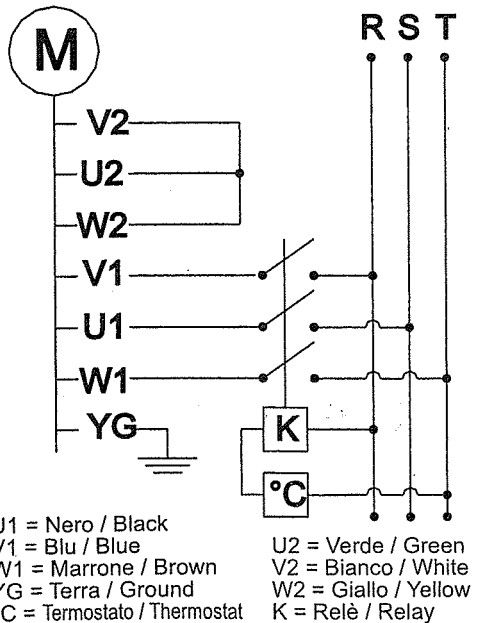
12-24 V DC ELECTRIC WIRING



230V AC THREEPHASE ELECTRIC WIRING



400V AC THREEPHASE ELECTRIC WIRING



Weitere Kühler:



HYDRAULIC COMPONENTS



Wärmetauscher SS
Heat Exchangers SS



HYDRAULIC COMPONENTS



Öl-Wasser-Kühler / Oil-water-cooler

Typenbezeichnung		Model type	
Plattenwärmetauscher Brazed plate heat exchanger			
BLT B 25 - 50			
Siehe Tabelle / see diagram	Kühlertyp / type of cooler	Plattenzahl / number of plates	Siehe Tabelle / see diagram
Material Spezifikation / material specification		Technische Spezifikation / technical specification	
Platten / plates	Edelstahl 1.4401 / stainless steel 1.4401	Max. Betriebsdruck Ölseite u. Wasserseite / max. operating pressure oil and waterside	27 bar
Anschlüsse / connection ports		Max. Betriebstemperatur / max. operating temperature	225 °C
Lot / solder	Kupfer / copper 99,9 %		
Rohrbündelwärmetauscher Tube heat exchanger			
BLT - EKM - 1036 - O - CN - G11/2"			
Typ EKM	500, 700, 1000	Wasserrohre / water tubes	Öl-seitige Anschlüsse / oil connections
Baugröße / Unit size Siehe Seite 72 / see page 72		CN = Kupfer/Nickel / copper/nickel CU = Kupfer / copper	
		Kühlwasserführung / cooling water connection system	O = 1-Weg / 1-pass T = 2-Weg / 2-pass



HYDRAULIC COMPONENTS

Wärmetauscher

Heat Exchangers

Luftkühler

Air coolers



Wasserkühler

Oil-water-coolers



Weitere Produkte:

BLT HYDRAULIC COMPONENTS

Hydraulikaggregate



Hydraulikaggregate
Benzin/Diesel/Elektro



www.berlitech.de

BLT HYDRAULIC COMPONENTS

Stahl- und Metallbau



- HYTANX® Behälter
- Ölwannen
- Maschinengestelle



www.berlitech.de

BLT HYDRAULIC COMPONENTS

Hydraulikkomponenten



Komponenten für
Hydraulikaggregate



www.berlitech.de

BLT Hydraulic Components GmbH
Emil-Rohrmann-Str. 2a + 11
D-58239 Schwerte
Germany

02304 954 7172
info@berlitech.de